



April 2026

Following the Executive Budget at Hawaii's State Capitol

808/587-0478
par@capitol.hawaii.gov
lrb.hawaii.gov/par



Following the Executive Budget at Hawaii's State Capitol: Public Access Room (PAR)
808/587-0478, par@capitol.Hawaii.gov, <https://lrb.Hawaii.gov/par>

Following the Budget



- Public Access Room (PAR)
- Overview of 'the Budget'
- The Budget Bill
- Following other money bills
- Grants in Aid (GIA)
- Legislature's website capitol.hawaii.gov

“Following the Money” can be a difficult task, and there’s a lot to learn. In this workshop, we’ll start you on the road by offering an overview.

Contact PAR with questions or if you want to dive deeper into a certain area.

QR code goes to PAR’s Budget Process webpage <https://lrb.hawaii.gov/par/overview-of-the-legislative-process/the-budget-process/> – this page includes links to Budget handout with tools to decipher the budget and PAR budget presentation slides.

Public Access Room (PAR)



4th Floor, Room 401
808 / 587-0478
par@capitol.hawaii.gov

The Public Access Room (your office at the Capitol) – is in Room 401 of the State Capitol building at the corner of Punchbowl and Beretania in downtown Honolulu.

(Physical address: 415 South Beretania Street, Honolulu, HI 96813)

QR code goes to PAR website main page <https://lrb.hawaii.gov/par/>

Public Access Room (PAR)

- Help, information and training at **no charge**
- **Non-partisan**
- Lots of resources!
 - Guidance on process
 - Computers with internet
 - Helpful handouts
 - Workshops and tutorials
 - A place to rest and recharge



We are **non-partisan**, dealing exclusively in **process** and never in **policy** considerations. There is never a fee for our services – we’re supported by your tax dollars. You can come to PAR to use one of the public computers or the printer, have a small meeting, get copies of your testimony, or watch a hearing remotely. We have tables for you to work on your laptop (there’s free wi-fi throughout the building) or recharge your devices. Or perhaps just sit and relax a while. We can answer your questions and point you to resources. We also offer workshops and tutorials so you can learn more.

And don’t forget, you can pick up handouts! (Many of them are also available on our website, lrb.hawaii.gov/par)

Our office is one of the five divisions of the (also non-partisan) Legislative Reference Bureau (LRB), a legislative service agency. More information on PAR can be found on the website: <https://lrb.hawaii.gov/par/>



Expert and friendly staff – Happy to help!

Andy Langhurst and Keanu Young (on the left) are in the office year-round. Lacey and Gineen (both on the right) were hired to help us during the 2026 legislative session. We are all happy to help!

3 Equal Branches of Hawaii's State Government

The Budget Bill = Executive Branch Budget includes various departments of the State.

Legislative
Make the law.
Crafts/passes the budgets of all branches



Executive
Implement the law



Judiciary
Interpret the law



Let's start with the big picture. Our democracy is set up with a balance of power – three different, equal branches of government that help to keep one another in check. Roughly speaking, the Legislative branch **makes** the laws, the Executive branch **implements** those laws, and the Judiciary branch **interprets** the law.

In this workshop, we'll be focused on the Legislative branch, the branch of government concerned with making the laws.

It is the legislative branch that actually passes the budget and spending authorization bills for the State.

When someone talks about "The Budget Bill," they're referring to the bill that establishes the budget for the Executive branch, headed by the Governor and consisting of numerous departments.

Following the Budget



- Public Access Room (PAR)
- Overview of 'the Budget'
- The Budget Bill
- Following other money bills
- Grants in Aid (GIA)
- Legislature's website capitol.hawaii.gov

“Following the Money” can be a difficult task, and there’s a lot to learn. In this workshop, we’ll start you on the road by offering an overview. Here’s what we’ll cover.

Contact PAR with questions or if you want to dive deeper into a certain area.

QR code goes to PAR’s Budget Process webpage <https://lrb.hawaii.gov/par/overview-of-the-legislative-process/the-budget-process/> – this page includes links to Budget handout with tools to decipher the budget and PAR budget presentation slides.

2026 Budget Bills

- Executive Budget HB1800 / SB2500
The Budget Bill or the State Budget
- Judiciary HB2095 / SB2570
- Legislature's Budget HB2240
(includes legislative agencies)
- Office of Hawaiian Affairs
(semi-autonomous, Hawaii Constitution,
Article XII, Section 5)

There are actually 4 'budget bills' that the Legislature passes each year – one covering the Legislative branch (often one of the first bills enacted each Session), the Executive branch, Judiciary, and the Office of Hawaiian Affairs (OHA).

The Legislature's Budget makes appropriations for the House and Senate, Auditor's Office, the Legislative Reference Bureau, Office of the Ombudsman, and State Ethics Commission

But when someone talks about "The Budget Bill," they're referring to the bill that establishes the budget for the Executive branch, headed by the Governor and consisting of numerous departments. Historically the House Bill will be the version to move forward.

**Fiscal Biennium is a 2-year period
This is the state budget period.**

July 1, 2025 – June 30, 2026 = **Fiscal Year 2026**
a.k.a. FY 2025-2026 or FY26

July 1, 2026 – June 30, 2027 = **Fiscal Year 2027**
a.k.a. FY 2026-2027 or FY27

Fiscal biennium starts in the odd year

The budget bill covers the *fiscal biennium*, a two-year period starting on July 1 in an odd-numbered year.

For example, **Current Fiscal Biennium is FY 2025-27: This is the State budget period.**

July 1, 2025 – June 30, 2026 = Fiscal Year 2026
a.k.a. FY 2025-2026 or FY26

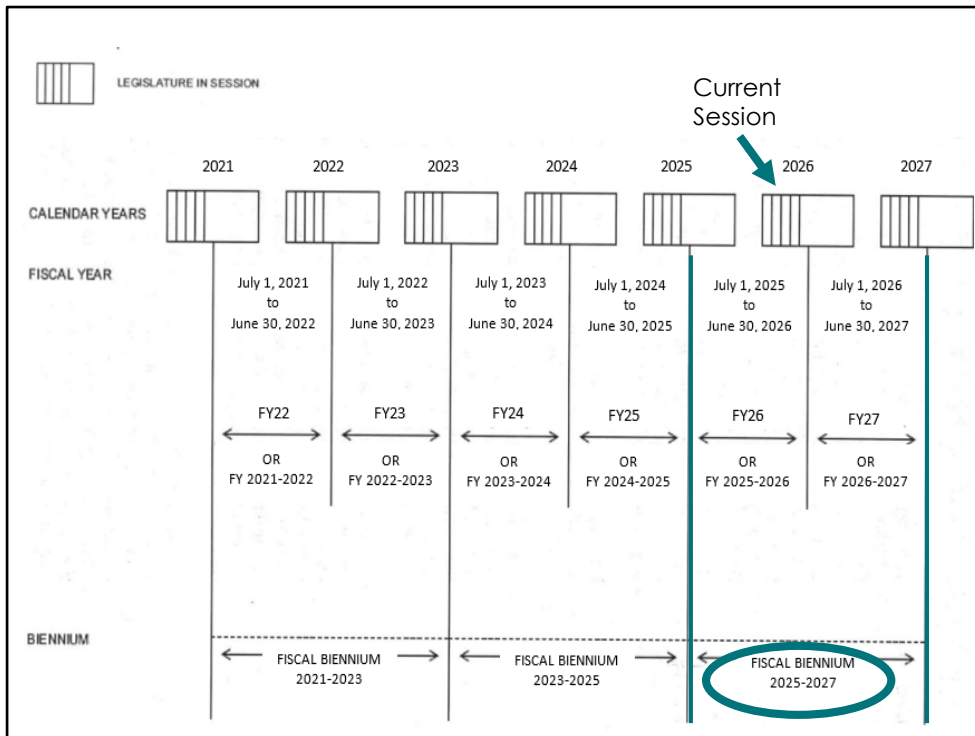
July 1, 2026 – June 30, 2027 = Fiscal year 2027
a.k.a. FY 2026-2027 or FY27

1st year of the biennial session (2025):
passes **General** Appropriations Act
for FY 2025-27 – HB300 Act 250 (2025)

2nd year of session (2026):
passes **Supplemental** Appropriations Act
for FY 2025-27
updating the previous year's act
HB1800 (2026)

10

Both the General Appropriations bill passed in the first year of session and the Supplemental Appropriations bill passed in the second year of session deal with the same two-year fiscal biennium. The Supplemental Appropriations bill proposes changes to the General Appropriations Act that was passed during the first year of the biennium.



Accordingly, in the 2025 Session, the legislature passed the budget bill (“General Appropriations Act”) covering Fiscal Biennium 2025-27 (consisting of FY26 and FY27). In the 2026 Session the legislature will pass the Supplemental Appropriations Act for FY27.

Here’s a chart that shows how the fiscal year overlaps with calendar year and the fiscal biennium.

The 2025, 2026, and 2027 calendar years are noted at the top. The fiscal year noted as FY26 covers July 1, 2025-June 30, 2026 and FY27 covers July 1, 2026-June 30 2027. The fiscal biennium is 2025-2027.

Following the Budget



- Public Access Room (PAR)
- Overview of 'the Budget'
- The Budget Bill
- Following other money bills
- Emergency & Budget Reserve Fund (EBRF)
the rainy-day fund
- Grants in Aid (GIA)
- Legislature's website capitol.hawaii.gov

Now let's look at the budget bill itself – how it's created, what it goes through, and how to read it.

QR code goes to PAR's Budget Process webpage <https://lrb.hawaii.gov/par/overview-of-the-legislative-process/the-budget-process/> – this page includes links to Budget handout with tools to decipher the budget and PAR budget presentation slides.

Just a reminder of what a bill goes through...


- Successfully pass through all **committees** the House and Senate have referred it to
- and*
- Successfully pass **three readings in both the House and Senate chambers** (where all the members convene)
- and*
- Have both House and Senate agree on **exact wording**
- and*
- Be signed or allowed to come into law by **Governor**, or House and Senate successfully overrides his veto

A bill needs to meet a lot of requirements to become law:

A quick review -- it must:

- Survive all the committees it's referred to (though different versions will probably emerge as the bill moves from one committee to the next).
- Pass 3 readings (votes) on the floor of each chamber.
- Have both chambers agree on a final version.
- Be signed into law by the Governor, *or* become law without his signature, *or* have his veto overturned by 2/3 of all the members of both the House and the Senate.

The Budget bill is typically just referred to the money committee in the House and then the Senate, although they may be getting input or feedback from the other committees



Thirty-Third Legislature, 2025–2026
HOUSE OF REPRESENTATIVES: Leadership and Committee Assignments

Speaker: Nadine K. Nakamura
 Vice Speaker: Linda Ichiyama

Majority Leader: Sean Quinlan
 Majority Caucus Leader: Kristin Kahaloa
 Majority Floor Leader: Dee Morikawa
 Assistant Majority Floor Leader: Trish La Chica
 Majority Whips: Lisa Kitagawa, Amy A. Perruso,
 Tyson K. Miyake

Minority Leader: Lauren Matsumoto
 Minority Floor Leader: Diamond Garcia
 Assistant Minority Leader: David Alcos III
 Assistant Minority Floor Leader: Julie Reyes Oda
 Minority Whip: Elijah Pierick

AGRICULTURE AND FOOD SYSTEMS (AGR) Cory M. Chun (Chair) Matthias Kusch (Vice Chair) Kirstin Kahaloa Nicole E. Lowen Amy A. Perruso Sean Quinlan Lauren Matsumoto (R)	CONSUMER PROTECTION AND COMMERCE (CPC) Scot Z. Matayoshi (Chair) Tina Nakada Grandinetti (Vice Chair) Cory M. Chun Linda Ichiyama Greggor Ilagan Kim Coco Iwamoto Sam Satoru Kong Nicole E. Lowen Lisa Marten Adrian K. Tam Elijah Pierick (R)	CULTURE & ARTS (CAA) Jeanne Kapela (Chair) Sam Satoru Kong (Vice Chair) Andrew Takuya Garrett Mike Lee Jackson D. Sayama Julie Reyes Oda (R)	ECONOMIC DEVELOPMENT & TECHNOLOGY (EDT) Greggor Ilagan (Chair) Ikaika Hussey (Vice Chair) Adrian K. Tam Shirley Ann Templo Kyle T. Yamashita Joe Geddon (R)
EDUCATION (EDN) Justin H. Woodson (Chair) Trish La Chica (Vice Chair) Terez Amato Luke A. Evelyn Andrew Takuya Garrett Jeanne Kapela Darius K. Kila Ikaika Olds Christopher L. Muraoka (R) Kanani Souza (R)	ENERGY & ENVIRONMENTAL PROTECTION (EEP) Nicole E. Lowen (Chair) Amy A. Perruso (Vice Chair) Cory M. Chun Kristin Kahaloa Matthias Kusch Sean Quinlan Lauren Matsumoto (R)	FINANCE (FIN) Chris Todd (Chair) Jenna Takenouchi (Vice Chair) Daisy Hartsfield Ikaika Hussey Sue L. Keohokapu-Lee Loy Lisa Kitagawa (CIP Manager) Matthias Kusch Mike Lee Tyson K. Miyake Dee Morikawa Amy A. Perruso Shirley Ann Templo Kyle T. Yamashita (GIA)	HEALTH (HLT) Gregg Takayama (Chair) Sue L. Keohokapu-Lee Loy (Vice Chair) Terez Amato Daisy Hartsfield Lisa Marten Ikaika Olds Jenna Takenouchi David Alcos III (R) Diamond Garcia (R)

Thirty-Third Legislature, 2025–2026
SENATE: Leadership and Committee Assignments

President: Ronald D. Kouchi
 Vice President: Michelle N. Kidani

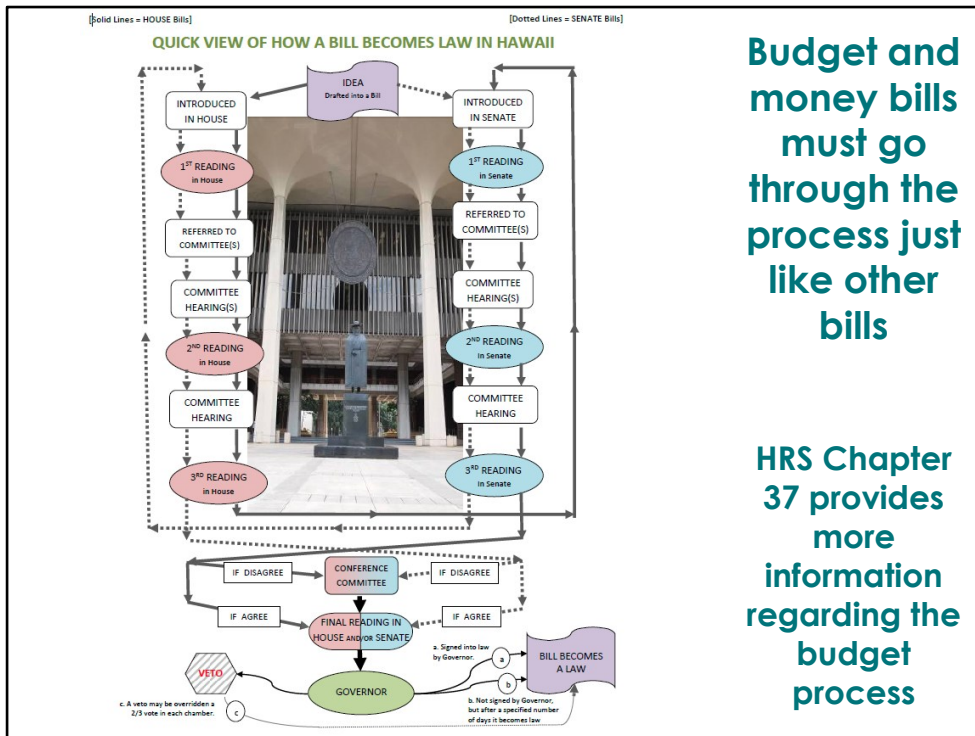
Minority Leader: Brenton Awa
 Minority Floor Leader: Samantha DeCorte
 Assistant Minority Floor Leader: Kurt Faveilla

COMMERCE AND CONSUMER PROTECTION (CPN) Jarrett Keohokalo (Chair) Carol Fukunaga (Vice Chair) Rachele Lamosao Lisa L.K. McKelvey Brenton Awa (R)	ECONOMIC DEVELOPMENT AND TOURISM (EDT) Lynn DeCoite (Chair) Glenn Wakai (Vice Chair) Carol Fukunaga Donna Mercado Kim Kurt Faveilla (R)	EDUCATION (EDU) Donna Mercado Kim (Chair) Michelle N. Kidani (Vice Chair) Carol Fukunaga Troy N. Hashimoto Samantha DeCorte (R)
MANAGEMENT OPERATIONS Lisa L.K. McKelvey (Chair) Troy N. Hashimoto (Vice Chair) Kurt Faveilla Troy N. Hashimoto	HAWAIIAN AFFAIRS (HWN) Herbert M. "Tim" Richards III (Chair) Rachele Lamosao Les Ihara, Jr. Jarrett Keohokalo Samantha DeCorte (R)	HEALTH AND HUMAN SERVICES (HHS) Joy A. San Buenaventura (Chair) Angus McKelvey (Vice Chair) Dru Mamo Kanuha Jarrett Keohokalo Kurt Faveilla (R)
LABOR AND TECHNOLOGY (LBT) Brandon J. C. Elefante (Chair) Rachele Lamosao (Vice Chair) Les Ihara, Jr. Sharon Y. Moriwaki Kurt Faveilla (R)	PUBLIC SAFETY AND MILITARY AFFAIRS (PSM) Carol Fukunaga (Chair) Chris Lee (Vice Chair) Troy N. Hashimoto Lorraine R. Inouye Samantha DeCorte (R)	WAYS AND MEANS (WAM) Donovan M. Delta Cruz (Chair) Sharon Y. Moriwaki (Vice Chair) Lynn DeCoite Brandon J. C. Elefante

Both chambers organize themselves into various **leadership roles** and standing **committees**. Such roles and assignments allocate power and responsibility, and anyone attempting to influence legislation is aided by an understanding of these dynamics. Each chamber establishes **rules** governing their procedures.

While in discussing the budget we talk a lot about the Senate Ways and Means (WAM) Committee and the House Finance (FIN) Committee, the chairs of the other committees play an important role, too.

QR code goes to PAR's current legislature webpage: <https://lrb.hawaii.gov/par/current-legislature/>



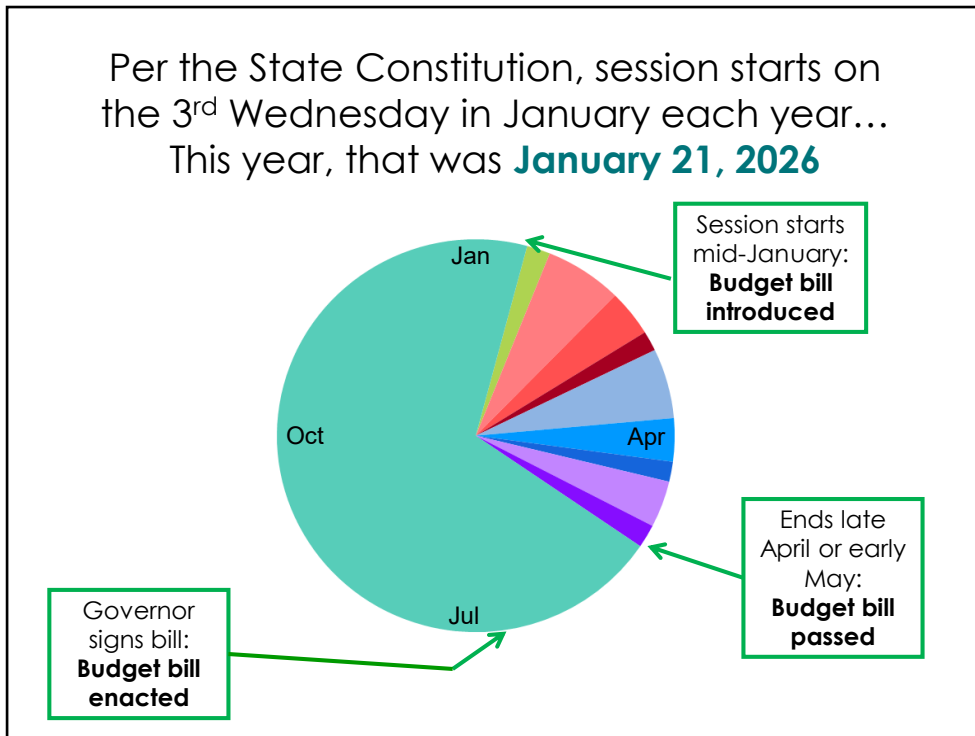
Budget and money bills have to go through the legislative process just like other bills. By law, the Budget Bill must go to the Governor before other appropriations bills.

HRS Chapter 37 provides a *lot* of information regarding the budget process:

http://www.capitol.hawaii.gov/hrscurrent/Vol01_Ch0001-0042F/HRS0037/HRS_0037-.htm

The provision regarding the General Appropriations Act (or Supplemental Appropriations Bill, in an even numbered year) going to Governor prior to other fiscal bills appears in the Hawaii State Constitution (Article VII, Section 9).

Per the State Constitution, session starts on the 3rd Wednesday in January each year...
This year, that was **January 21, 2026**




The budget is passed as a bill, and a bill can only be formally introduced (start its way through the pipeline) when the Legislature is in session (though of course it can be written – “drafted” – in advance).

Hawaii has a ‘part-time’ legislature – they convene in Regular Session on the third Wednesday in January each year, and meet for 60 session days – which takes them to late April or early May.

A lot happens before the
'Budget Bill' is introduced...

Council on Revenues
predicts the future
(projects much \$ will we have)



A lot happens before the Budget Bill is introduced.

As a starting point, let's use the Council on Revenues projection of how much money the State will have to spend. They make these predictions four times a year. They'll make one in late May. (For more information, please see the Council on Revenues website: https://tax.hawaii.gov/useful/a9_1cor/)

The screenshot shows the Hawaii Department of Taxation website. The left sidebar contains a search bar and navigation links. The main content area features a search bar, a navigation menu, and a section titled "Council on Revenues". Below this, there is a "RELATED INFORMATION:" section with a link to "Council on Revenues Archives". A "Council on Revenues Meeting" section is also visible, dated Thursday, May 21, 2026 at 2:00 P.M. Below the meeting information, there is a "2026" section with a table of "Council on Revenues 2026 forecasts". The table has two columns: "Forecasts" and "Meeting Materials".

Forecasts	Meeting Materials
General Fund Forecast – March 10, 2026	March 10, 2026 VIDEO
General Fund Forecast – March 10, 2026 Attachments (3) – Attachment 1, Attachment 2, and Attachment 3	DOTAX Presentation March 10, 2026 minutes

Annotations on the screenshot include a red box around the URL <http://tax.hawaii.gov/useful/> in the sidebar, a red circle around the "Council on Revenues (COR)" section header, and a red arrow pointing from the circle to the "Council on Revenues Meeting" section.

The website for the Council on Revenues is <http://tax.hawaii.gov/useful/> – you can find information on past and any scheduled upcoming meetings and associated documents

Council on Revenues **General Fund Forecast**

- January
- March
- **May**
- September



Forecasts change throughout the year... affects total amount to work with

The changing estimates made by the Council on Revenues affects the budget process throughout the year. Let's start with the general fund forecast the Council comes out with in May (reported on June 1).

FYI: The Council on Revenues (COR) is attached to the Department of Taxation for Administrative Purposes and prepares revenue estimates of the state government for each fiscal year of the six-year state program and financial plan. The Council reports its latest revenue forecast to the governor and the legislature on June 1, September 10, January 10, and March 15 of each year.

Find more information here: https://tax.hawaii.gov/useful/a9_1cor/



The Executive Departments will prepare their requests for funding and submit them to the Governor over the summer.

Advocates may want to contact a department to ask them to include certain programs or funding in their budget request.

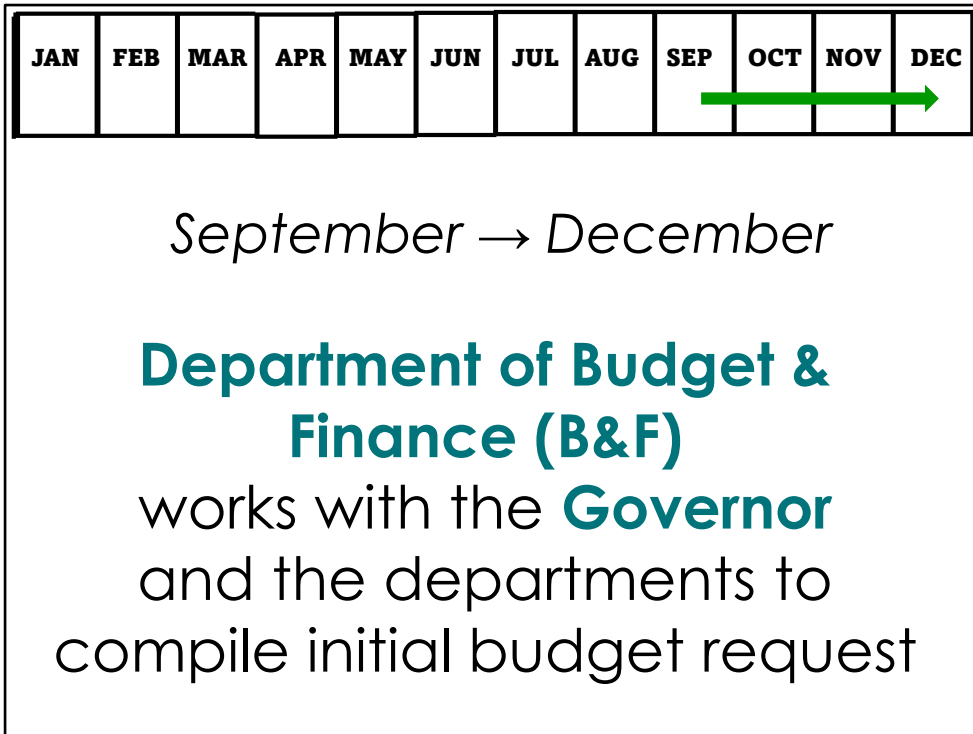
Council on Revenues **General Fund Forecast**

- January
- March
- May
- September




*By September, the forecast
(and the total amount to budget)
may have changed*

September brings another general fund forecast that affects how much money the governor has to work with.



The Governor works with his team in the Department of Budget & Finance (B&F) to compile the initial budget. It is offered to the Legislature in late December (30 days prior to the start of Regular Session).

JAN	FEB	MAR	APR	MAY	JUN	JUL	AUG	SEP	OCT	NOV	DEC 
-----	-----	-----	-----	-----	-----	-----	-----	-----	-----	-----	---

Governor
 submits Budget Bill to Legislature
 in December

(PFP, or Multi-Year **P**rogram and **F**inancial **P**lan
 and Executive Budget)

*“...Not fewer than thirty days before the legislature
 convenes in every odd-numbered year, the
 governor shall submit to the legislature and to
 each member thereof the six-year program and
 financial plan....”*

The Governor must provide the budget and the Program and Financial Plan (PFP) to the legislature not less than 30 days prior to opening day. (HRS §37-71)

Link to HRS 37: https://www.capitol.hawaii.gov/hrscurrent/Vol01_Ch0001-0042F/HRS0037/HRS_0037-.htm

Link to Department of Budget & Finance “About State Budgeting” webpage:
<https://budget.hawaii.gov/budget/about-budget/>

Description of PFP from <https://budget.hawaii.gov/wp-content/uploads/2024/12/02.-The-Organization-of-the-Program-Plan-and-Executive-Budget-FB25-27-PFP2.7Lt.pdf> page 2”

“The Multi-Year Program and Financial Plan and Executive Budget is prepared in accordance with the provisions of Chapter 37, Hawaii Revised Statutes. It represents a combination of the Executive Budget request (for Fiscal Biennium (FB) 2025-27) and approved Program Plan which describes the financial implications of the requested budget over the planning period (Fiscal Year (FY) 2028 through FY 2031).”

B&F website: budget.hawaii.gov

Treasure Trove of Information

- **Executive Budget Summary**
- **Program and Financial Plan (PFP)**
includes program structure details, proposed budget as well as prior expenditures, proposed CIP (Capital Improvement Projects), info on economy, financial plan

It includes: 1) State program structure; 2) Statements of statewide objectives; 3) Financial requirements for next two fiscal years to carry out recommended programs; 4) Summary of state receipts and revenues, revised estimate of current fiscal year, estimate for succeeding biennium.

In general, the “PFP” contains:

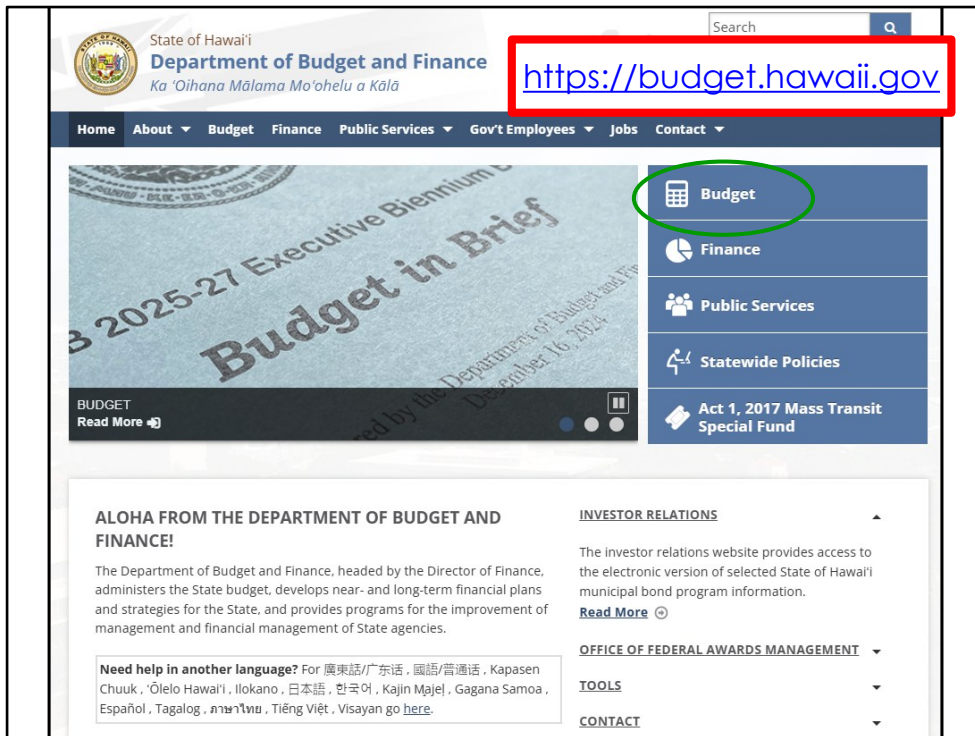
- (1) The state program structure (which we’ll discuss more in a minute);
- (2) Statements of statewide & program objectives;
- (3) Program plans on the implementation of the objectives over the next six fiscal years; and
- (4) A financial plan of the fiscal impact of the recommended program over the next six fiscal years. (HRS §37-69)

For more information, please see the Budget & Finance website:

<http://budget.hawaii.gov/>

Budget page: <http://budget.hawaii.gov/budget/>

Finance page: <http://budget.hawaii.gov/finance/>



Here's the Budget & Finance website – budget.hawaii.gov. Click on “Budget”

State of Hawai'i
Department of Budget and Finance
Ka 'Oihana Mālama Mo'ohelu a Kalaupapa

<https://budget.hawaii.gov/budget>

Home About Budget Finance Public Services Gov't Employees Jobs Contact

Home » Budget

BUDGET



The State of Hawai'i Executive Branch budgets on a biennial basis using the Planning, Programming and Budgeting System (PPBS) adopted in 1970. The biennial budget is submitted to the Legislature in odd numbered years and the supplemental budget is submitted in even numbered years. Under the PPBS, operating and capital improvement requirements are evaluated together over a time frame of six years. The other major budgets of State entities, which are submitted independently to the Legislature, include the Judiciary, Legislature and Office of Hawaiian Affairs.

FEATURED

- [FY 2027 Executive Supplemental Budget, Budget in Brief](#)
- [FY 2027 Executive Supplemental Budget](#)
- [FY25 and FY26 Variance Report](#)

BUDGET

- Budget Home
- About State Government
 - State of Hawai'i Organization
- About State Budgeting
- Executive Biennium Budget
- Executive Supplemental Budget**
- Forms
- Program Memoranda
- Program Structure
- Public Notices
- Reports To The Legislature
- Variance Report

And it brings you to the Budget page, budget.hawaii.gov/budget. You can read more about the budget here, in the first year of the two-year biennium, we'll select Executive Biennium Budget. In the second year of the two-year biennium, we'll select Executive Supplemental Budget.

<https://budget.hawaii.gov/budget/>

State of Hawai'i
Department of Budget and Finance
Ka 'Oihana Mālama Mo'ohelu a Kālā

<https://budget.hawaii.gov/budget/executive-supplemental-budget-fiscal-year-2027/>

Home About Budget Finance Public Serv

Home » Budget » EXECUTIVE SUPPLEMENTAL BUDGET, FISCAL YEAR 2027

EXECUTIVE SUPPLEMENTAL BUDGET, FISCAL YEAR 2027

[Budget in Brief](#) ←

Prepared by the Department of Budget and Finance December 22, 2025

SUPPLEMENTAL BUDGET

- [The Governor's Message](#)
- [Organization of the Executive Supplemental Budget](#)
- [Economic Outlook](#)
- [Tables Indicating the Basis for Revenue Estimates](#)
- [State Receipt and Revenue Plans](#)
- Operating and Capital Budget**
 - [Operating and Capital Budget – Statewide Summaries](#)
 - [Operating and Capital Budget – Department Summaries](#)
 - [Operating and Capital Budget – By Department](#)
 - Details by Department**
 - [Department of Accounting and General Services](#)
 - [Department of Agriculture](#)

EXECUTIVE SUPPLEMENTAL BUDGET

- Fiscal Year 2027
- Fiscal Year 2025
- Fiscal Year 2023
- Fiscal Year 2021
- Fiscal Year 2019
- Fiscal Year 2017
- Fiscal Year 2015

BUDGET

- [Budget Home](#)
- [About State Government](#)
 - [State of Hawai'i Organization](#)
- [About State Budgeting](#)
- [Executive Biennium Budget](#)

A great summary of the Executive Branch’s request can be found in the “Budget in Brief” document.

<https://budget.hawaii.gov/budget/executive-supplemental-budget-fiscal-year-2027/>

State of Hawaii



The FY 2027 Executive Supplemental Budget

Budget in Brief

Prepared by the Department of Budget and Finance
December 22, 2025

As noted, it's delivered in December along with all the figures.

Found at <https://budget.hawaii.gov/budget/executive-supplemental-budget-fiscal-year-2027/>

DEPARTMENT OF LAND AND NATURAL RESOURCES

★ MAJOR FUNCTIONS

- Implements programs to conserve, protect, develop, and utilize the State's natural and cultural resources.
- Preserves and enhances native and indigenous fish and other aquatic species and their habitats for residents and visitors.
- Promotes the safe and responsible use of Hawaii's natural resources through firm, fair and effective law enforcement.
- Provides accurate, timely and permanent system of registering and recording land title and related documents and maps.
- Manages the conservation, protection, planning, and utilization of the State's water resources for social, economic, and environmental requirements.
- Provides safe and enjoyable recreation opportunities.
- Develops and maintains a comprehensive program of historic preservation to promote the use and conservation of historical and cultural sites.
- Collects and disseminates data relating to natural resources. Partners with public and private agencies to maximize funding leverage.

MAJOR PROGRAM AREAS ★

The Department of Land and Natural Resources has programs in the following major program areas:

Economic Development

LNR 141 Water and Land Development
LNR 172 Forestry-Resource Management and Development

Environmental Protection

LNR 401 Ecosystem Protection, Restoration, and Fisheries Management
LNR 402 Native Resources and Fire Protection Program
LNR 404 Water Resources
LNR 405 Conservation and Resources Enforcement
LNR 407 Natural Area Reserves and Watershed Management
LNR 906 LNR-Natural and Physical Environment
LNR 907 Aha Moku Advisory Committee
LNR 908 Kaho'olawe Island Reserve Commission
LNR 909 Mauna Kea Stewardship and Oversight Authority

Culture and Recreation

LNR 801 Ocean-Based Recreation
LNR 802 Historic Preservation
LNR 804 Forest and Outdoor Recreation
LNR 806 Parks Administration and Operation

Public Safety

LNR 810 Prevention of Natural Disasters

Individual Rights

LNR 111 Conveyances and Recordings

Government Wide Support

LNR 101 Public Lands Management
LNR 102 Legacy Land Conservation Program

It provides charts and figures, but also offers these handy summaries of each department, their responsibilities, and the major program areas that provide the department with funding.

Department of Land and Natural Resources
(Operating Budget)

Funding Sources:		Budget Base	Budget Base	FY 2026	FY 2027
		FY 2026	FY 2027		
	Perm Positions	754.25	754.25	773.75	773.75
	Temp Positions	26.50	26.50	26.50	26.50
General Funds	\$	101,907,335	101,907,335	123,668,617	116,689,135
	Perm Positions	289.00	289.00	291.00	291.00
	Temp Positions	5.25	5.25	3.25	3.25
Special Funds	\$	129,258,431	129,258,431	138,323,717	138,323,717
	Perm Positions	47.75	47.75	48.25	48.25
	Temp Positions	1.75	1.75	2.75	2.75
Federal Funds	\$	16,970,244	16,970,244	17,590,874	17,615,874
	Perm Positions	6.00	6.00	6.00	6.00
	Temp Positions	8.50	8.50	7.50	7.50
Other Federal Funds	\$	68,036,415	68,036,415	38,064,861	18,190,621
	Perm Positions	-	-	-	-
	Temp Positions	-	-	-	-
Trust Funds	\$	305,954	305,954	305,954	305,954
	Perm Positions	-	-	-	-
	Temp Positions	7.00	7.00	7.00	7.00
Interdepartmental Transfers	\$	1,686,056	1,686,056	1,686,056	1,686,056
	Perm Positions	3.00	3.00	3.00	3.00
	Temp Positions	-	-	-	-
Revolving Funds	\$	946,000	946,000	946,000	946,000
		1,100.00	1,100.00	1,122.00	1,122.00
		49.00	49.00	47.00	47.00
Total Requirements		319,110,435	319,110,435	320,586,079	293,757,357

- Major Adjustments in the Executive Budget Request:** (general funds unless noted)
- Adds \$4,000,000 in FY 26 for fire pre-suppression, readiness, response, and post-fire restoration and rehabilitation activities.
 - Adds \$3,000,000 in FY 26 for West Maui fire prevention; Ukumehame wetland and stream, Maui.
 - Adds \$5,000,000 in FY 26 and FY 27 for forest and resource management improvements.
 - Adds \$4,750,000 in FY 26 and FY 27 for the Hawai'i Invasive Species Council and Hawai'i Ant Lab.
 - Adds \$1,200,000 in FY 26 and \$1,100,000 in FY 27 for hydrologic data, analysis, and investigation projects for the Commission on Water Resource Management.
 - Adds \$1,448,167 in FY 26 and \$1,455,497 in FY 27 to expand the Department of Land and Natural Resources' consolidated website for permits, licenses, and applications.
 - Adds 22.00 permanent positions and \$1,425,696 in FY 26 and FY 27 for fire and emergency response activities, statewide.
 - Adds \$5,000,000 in special funds in FY 26 and FY 27 to establish an expenditure ceiling for the Dam and Appurtenance Improvement or Removal Grant Program Special Fund.

It provides a summary of each department's request for funding.

State of Hawai'i
Department of Budget and Finance
Ka 'Oihana Mālama Mo'ohelu a Kālā

Search

[Home](#) [About](#) [Budget](#) [Finance](#) [Public Services](#) [Gov't Employees](#) [Jobs](#) [Contact](#)

Home » Budget » EXECUTIVE BIENNIUM BUDGET, FISCAL BUDGET 2025-2027

EXECUTIVE BIENNIUM BUDGET, FISCAL BUDGET 2025-2027

[Budget in Brief](#)
 Prepared by the Department of Budget and Finance December 16, 2024

MULTI-YEAR PROGRAM AND FINANCIAL PLAN

[The Governor's Message](#)
[The Organization of the Program Plan and Executive Budget](#)
[Statewide Overview and General Information](#)
[Economic Outlook](#)
[Tables Indicating Basis for Revenue Estimates and State Receipt and Revenue Plans](#)
[The Operating and Capital Budget – Statewide Summaries](#)
[State Plan of Organization](#)

The Operating and Capital Budget

[Department of Accounting and General Services](#)
[Department of Agriculture](#)

EXECUTIVE BIENNIUM BUDGET

- Fiscal Budget 2025-2027
- Fiscal Budget 2023-2025
- Fiscal Budget 2021-2023
- Fiscal Budget 2019-2021
- Fiscal Budget 2017-2019
- Fiscal Budget 2015-2017
- Fiscal Budget 2013-2015
- Fiscal Budget 2011-2013

BUDGET

- Home
- About State Government
 - State of Hawai'i Organization
- About State Budgeting
- Executive Biennium Budget

Scroll down for more

If we go back to the Biennium Budget page, and scroll down...

Appendix 1 = The Program Structure

Department of Transportation
Office of
Department

Department of Transportation
University of Hawaii

Requested Appropriations – Comparison with Previous Budget Period

Operating & Capital Budget by Major Program Area & Intermediate Levels of Program Structure

[Appendix 1 – The Program Structure](#)

[Appendix 2 – Definition of Terms](#)

[Appendix 3 – Historical Information](#)


[Appendix 4 – Operating Cost Related to CIP Requests](#)

[Appendix 5 – Estimated Deferred Maintenance Cost](#)

[Appendix 6 – Pension and Other Post-Employment Benefit Liability](#)

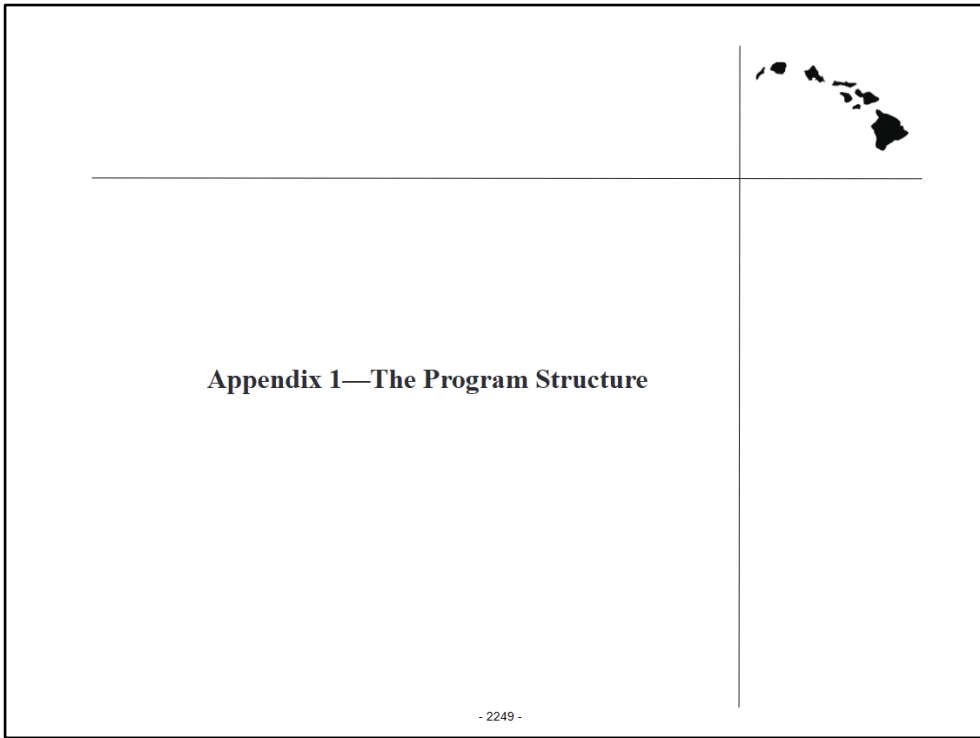
[Appendix 7 – Debt Affordability Study](#)

ABOUT US POLICIES
Contact Us Terms of Use
(808) 586-1518
contact email



Since the budget bill is organized by **Program Structure** this can be helpful when you're trying to get a sense of things!

We can look at the program structure that is the backbone of the budget document. Click on Appendix 1.



It opens a report...

INTRODUCTION TO THE PROGRAM STRUCTURE

The program structure is a hierarchical, objective-oriented organization of programs and was designed to categorize meaningfully all State programs in accordance with the objectives and sub-objectives which they serve.

Some of the information in this document is presented in the order of the program structure. Therefore, an understanding of the structure is necessary in order to locate a specific section of the document.

Program Structure Numbers

There are 11 major State program areas that correspond to the 11 primary objectives of State Government. Each of these "Level I programs," and each is assigned a number as follows:

01	Economic Development
02	Employment
03	Transportation Facilities and Services
04	Environmental Protection
05	Health
06	Social Services
07	Formal Education
08	Culture and Recreation
09	Public Safety
10	Individual Rights
11	Government-Wide Support

Within each of these 11 major programs is a hierarchy of subordinate programs grouped into levels of detail. This structure is used for resource allocation decisions and can be made as detailed as needed. Each level of this hierarchy is also identified by a number. Hence, a Level II program may carry the number 01 02, where 01 is the Level I program and 02 is the Level II program. As a result, every program in the structure can be identified by a unique combination of two-digit numbers.

For example, the program entitled "Agriculture" is identified by the number 01 03, where 01 stands for the Level I program, Economic Development, and 03 stands for the Agriculture program at Level II. Similarly, the program entitled "Financial Assistance for Agriculture," a third level program, is identified by the number 01 03 01, where 01

THE PROGRAM STRUCTURE

- 01 Economic Development
- 02 Employment
- 03 Transportation Facilities & Services
- 04 Environmental Protection
- 05 Health
- 06 Social Services
- 07 Formal Education
- 08 Culture & Recreation
- 09 Public Safety
- 10 Individual Rights
- 11 Government-Wide Support

Here's an overview of the program structure, and...

STATE OF HAWAII PROGRAM STRUCTURE			
PROGRAM STRUCTURE NUMBER	PROGRAM LEVEL		PROGRAM ID NO
	I	II III IV V VI	
01		ECONOMIC DEVELOPMENT	
01 01		BUSINESS DEVELOPMENT	
01 01 01		STRATEGIC MARKETING AND SUPPORT	BED 100
01 01 02		OFFICE OF INTERNATIONAL AFFAIRS	BED 101
01 01 03		CREATIVE INDUSTRIES DIVISION	BED 105
01 01 04		FOREIGN TRADE ZONE	BED 107
01 01 05		GENERAL SUPPORT FOR ECONOMIC DEVELOPMENT	BED 142
01 01 06		DIGITAL EQUITY OFFICE	BED 141
01 02		TOURISM	
01 02 01		HAWAII TOURISM AUTHORITY-ADMIN & GOVERNANCE	BED 113
01 02 02		HTA - BRANDING AND MARKETING	BED 114
01 02 03		HTA - SPORTS AND SIGNATURE EVENTS	BED 115
01 02 04		HTA - DESTINATION STEWARDSHIP & COMMUNITY	BED 116
01 02 05		HTA - REGENERATIVE TOURISM DEVELOPMENT	BED 117
01 02 06		HTA - WORKFORCE DEVELOPMENT	BED 118
01 03		AGRICULTURE	
01 03 01		FINANCIAL ASSISTANCE FOR AGRICULTURE	AGR 101
01 03 02		PRODUCTIVITY IMPROVMT & MGT ASSTNCE FOR	
01 03 02 01		PLANT PEST AND DISEASE CONTROL	AGR 122
01 03 02 02		ANIMAL PEST AND DISEASE CONTROL	
01 03 02 02 01		RABIES QUARANTINE	AGR 131
01 03 02 02 02		ANIMAL DISEASE CONTROL	AGR 132
01 03 03		PRODUCT DEVELOPMENT AND MARKETING	
01 03 03 01		FORESTRY - RESOURCE MANAGEMENT	LNR 172
01 03 03 02		QUALITY AND PRICE ASSURANCE	AGR 151
01 03 03 03		AGRICULTURAL DEVELOPMENT AND M	AGR 171
01 03 04		GENERAL SUPPORT FOR AGR	
01 03 04 01		AGRICULTURAL RESOURCE MANAGEM	AGR 141
01 03 04 02		AGRIBUSINESS DEVELOPMENT & RESE	AGR 161
01 03 04 03		GENERAL ADMINISTRATION FOR AGRICULTURE	AGR 192
01 03 04 04		AGRIBUSINESS DEVELOPMENT AND RESEARCH	BED 170
01 04		FISHERIES AND AQUACULTURE	
01 04 02		FISHERIES MANAGEMENT (HISTORICAL)	LNR 153
01 04 03		AQUACULTURE DEVELOPMENT	AGR 153
01 05		TECHNOLOGY AND ENERGY	
01 05 01		HAWAII STATE ENERGY OFFICE	BED 120
01 05 02		HAWAII TECHNOLOGY DEVELOPMENT CORPORATION	BED 143

Many different departments involved with Economic Development

Here's what the program structure looks like... you'll see in the right-hand column that the department in charge of the programs vary.

Within each of the 11 major programs is a hierarchical structure of sub-programs.

Each lowest level sub-program in the structure has a "program ID" number. This number is used to indicate the State executive department which administers or operates the program ID.

The number consists of three letters and three digits. The letter identify the department, and the digits identify the program. For example: BED105 is the program ID for the Creative Industries Division of DBEDT.

Appropriations are made to the program IDs.

If we want to look at a Program ID more closely...

STATE OF HAWAII PROGRAM STRUCTURE

PROGRAM STRUCTURE NUMBER	PROGRAM LEVEL I II III IV V VI	PROGRAM	PROGRAM ID NO
03 01 13		LIHUE AIRPORT	TRN 161
03 01 14		PORT ALLEN AIRPORT	TRN 163
03 01 15		AIRPORTS ADMINISTRATION	TRN 195
03 02		WATER TRANSPORTATION FACILITIES AND SERVICES	
03 02 01		HONOLULU HARBOR	TRN 301
03 02 02		KALAELOA BARBERS POINT HARBOR	TRN 303
03 02 04		HILO HARBOR	TRN 311
03 02 05		KAWAIIHAE HARBOR	TRN 313
03 02 06		KAHULUI HARBOR	TRN 331
03 02 07		KAUNAKAKAI HARBOR	TRN 341
03 02 08		NAWILIWILI HARBOR	TRN 361
03 02 09		PORT ALLEN HARBOR	TRN 363
03 02 10		KAUMALAPAU HARBOR	TRN 351
03 02 11		HARBORS ADMINISTRATION	TRN 395
03 02 12		HANA HARBOR	TRN 333
03 03		LAND TRANSPORTATION FACILITIES AND SERVICES	
03 03 01		OAHU HIGHWAYS	TRN 501
03 03 02		HAWAII HIGHWAYS	TRN 511
03 03 03		MAUI HIGHWAYS	TRN 531
03 03 06		KAUAI HIGHWAYS	TRN 561
03 03 07		HIGHWAYS ADMINISTRATION	TRN 595
03 03 08		HIGHWAYS SAFETY	TRN 597
03 04		GENERAL ADMINISTRATION	TRN 995
03 05		ALOHA TOWER DEVELOPMENT CORPORATION	TRN 695
04		ENVIRONMENTAL PROTECTION	
04 01		POLLUTION CONTROL	
04 01 01		ENVIRONMENTAL MANAGEMENT	HTH 840
04 01 02		PESTICIDES	AGR 846
04 02		PRESERVATION AND ENHANCEMENT	
04 02 01		ECOSYSTEM PRCTCN, RSTRTN & FISHERIES MGMT	LNR 401
04 02 02		<u>NATIVE RESOURCES AND FIRE PROTECTION PROGRAM</u>	<u>LNR 402</u>
04 02 04		WATER RESOURCES	LNR 404
04 02 05		CONSERVATION & RESOURCES ENFORCEMENT	LNR 405
04 02 06		NATURAL AREA RESERVES & WATERSHED MGMT	LNR 407
04 03		GENERAL SUPPORT FOR NAT PHYS ENVIRONMENT	
04 03 02		LNR - NATURAL AND PHYSICAL ENVIRONMENT	LNR 906
04 03 03		ENVIRONMENTAL HEALTH ADMINISTRATION	HTH 849

Let's look at one of the program IDs. LNR 402 is the "Native Resources and Fire Protection Program" housed in the Department of Land and Natural Resources (DLNR).

State of Hawai'i
 Department of Budget and Finance
 Ka 'Oihana Mālama Mo'ohelu a Kālā

Search

Home About Budget Finance Public Services Gov't Employees Jobs Contact

Home » Budget » EXECUTIVE BIENNIUM BUDGET, FISCAL BUDGET 2025-2027

EXECUTIVE BIENNIUM BUDGET, FISCAL BUDGET 2025-2027

[Budget in Brief](#)
 Prepared by the Department of Budget and Finance December 16, 2024

MULTI-YEAR PROGRAM AND FINANCIAL PLAN

[The Governor's Message](#)
[The Organization of the Program Plan and Executive Budget](#)
[Statewide Overview and General Information](#)
[Economic Outlook](#)
[Tables Indicating Basis for Revenue Estimates and State Rec](#)
[The Operating and Capital Budget – Statewide Summaries](#)
[State Plan of Organization](#)

The Operating and Capital Budget

[Department of Accounting and General Services](#)
[Department of Agriculture](#)
[Department of the Attorney General](#)
[Department of Budget and Finance](#)

EXECUTIVE BIENNIUM BUDGET

- Fiscal Budget 2025-2027
- Fiscal Budget 2023-2025
- Fiscal Budget 2021-2023
- Fiscal Budget 2019-2021
- Fiscal Budget 2017-2019
- Fiscal Budget 2015-2017
- Fiscal Budget 2013-2015
- Fiscal Budget 2011-2013

BUDGET

- Home
- About State Government
 - State of Hawai'i Organization
- About State Budgeting
- Executive Biennium Budget
- Executive Supplemental Budget
- Forms

Scroll down DLNR

To find information about LNR402's request for funding, we'll scroll to find Department of Land and Natural Resources

[Department of Education](#)

[Office of the Governor](#)

[Department of Hawaiian Home Lands](#)

[Department of Health](#)

[Department of Human Resources Development](#)

[Department of Human Services](#)

[Department of Labor and Industrial Relations](#)

[Department of Land and Natural Resources](#)

[Department of Law Enforcement](#)

[Office of the Lieutenant Governor](#)

[Department of Taxation](#)

[Department of Transportation](#)

[University of Hawaii](#)

[Requested Appropriations – Comparison with Previous Budget Period](#)

[Operating & Capital Budget by Major Program Area & Intermediate Levels of Program Structure](#)

[Appendix 1 – The Program Structure](#)

[Appendix 2 – Definition of Terms](#)

Scroll down to the “Department of Land and Natural Resources”.

		OPERATING AND CAPITAL EXPENDITURES								REPORT: P61-A
PROGRAM ID: LNR402										
PROGRAM STRUCTURE NO: 040202										
PROGRAM TITLE: NATIVE RESOURCES AND FIRE PROTECTION PROGRAM										
		IN DOLLARS				IN THOUSANDS				
PROGRAM EXPENDITURES	FY 2023-24	FY 2024-25	FY 2025-26	FY 2026-27	FY 2027-28	FY 2028-29	FY 2029-30	FY 2030-31		
OPERATING COST	72.50*	72.50*	94.00*	94.00*	94.0*	94.0*	94.0*	94.0*	94.0*	
	8.00**	8.00**	8.00**	8.00**	8.0**	8.0**	8.0**	8.0**	8.0**	
PERSONAL SERVICES	4,428,166	7,227,576	8,649,933	8,649,933	8,549	8,649	8,649	8,649	8,649	
OTHER CURRENT EXPENSES	12,519,989	25,347,789	32,065,154	23,376,706	23,377	23,377	23,377	23,377	23,377	
EQUIPMENT	1,174,967	32,500	32,500	32,500	33	33	33	33	33	
MOTOR VEHICLES	582,139	24,500	24,500	24,500	24	24	24	24	24	
TOTAL OPERATING COST	18,705,261	32,632,365	40,772,087	32,083,639	32,083	32,083	32,083	32,083	32,083	
BY MEANS OF FINANCING										
	51.50*	51.50*	73.00*	73.00*	73.0*	73.0*	73.0*	73.0*	73.0*	
	**	**	**	**	**	**	**	**	**	
GENERAL FUND	15,647,330	17,556,140	30,728,497	23,728,497	23,728	23,728	23,728	23,728	23,728	
	18.50*	18.50*	18.50*	18.50*	18.5*	18.5*	18.5*	18.5*	18.5*	
	**	**	1.00**	1.00**	1.0**	1.0**	1.0**	1.0**	1.0**	
FEDERAL FUNDS	2,490,522	2,739,440	3,679,077	3,679,077	3,679	3,679	3,679	3,679	3,679	
	2.50*	2.50*	2.50*	2.50*	2.5*	2.5*	2.5*	2.5*	2.5*	
	1.00**	1.00**	**	**	**	**	**	**	**	
OTHER FEDERAL FUNDS	567,409	10,544,254	4,571,982	2,883,534	2,884	2,884	2,884	2,884	2,884	
	*	*	*	*	*	*	*	*	*	
	**	**	**	**	**	**	**	**	**	
TRUST FUNDS		106,475	106,475	106,475	106	106	106	106	106	
	*	*	*	*	*	*	*	*	*	
	7.00**	7.00**	7.00**	7.00**	7.0**	7.0**	7.0**	7.0**	7.0**	
INTERDEPARTMENTAL TRANSFERS		1,686,056	1,686,056	1,686,056	1,686	1,686	1,686	1,686	1,686	
CAPITAL IMPROVEMENT COSTS										
PLANS	501,000	2,000	1,000							
DESIGN	2,000	3,000	1,000							
CONSTRUCTION	534,000	6,161,000	1,747,000							
EQUIPMENT	4,296,000		1,000							
TOTAL CAPITAL EXPENDITURES	5,335,000	6,166,000	1,750,000							

Then, search for "LNR 402" (to search a website, most browsers have a search function that pops up when you use <Ctrl>+<F> if the document has many pages, it may need time to fully load before the search will work).

<https://budget.hawaii.gov/wp-content/uploads/2024/12/23.-Department-of-Land-and-Natural-Resources-FB25-27-PFP.7Lt.pdf>

This screenshot is page 37 of 158 of the DLNR Operating and Capitol Budget request document submitted in late 2024.

Program Plan Narrative

Description of what's included in the request

LNR402: NATIVE RESOURCES AND FIRE PROTECTION PROGRAM

A. Statement of Program Objectives

Manage habitats to protect, maintain, and enhance the biological integrity of native ecosystems. Reduce the impacts of wildfires on native ecosystems and watersheds. Reduce the impacts of invasive species on native resources. Protect, maintain, enhance native species populations, and recover threatened and endangered species. Promote outreach and foster partnerships to improve public understanding, responsibility, and participation. Conduct monitoring and evaluation to guide the development of recovery and management plans and ensure cost-effective adaptive management of implementation actions and tasks.

B. Description of Request and Compliance with Section 37-68(1)(A)(B)

Operating Budget:

1. Federal Fund Ceiling Adjustment (\$823,171/\$823,171 N) (-\$5,855,806/- \$7,544,254 P).
2. Request for continuous funding for 22 positions currently funded by the Major Disaster Fund (MDF) for fire and emergency response, statewide (\$1,425,696/\$1,425,696 A).
3. Add recurring funds to the Hawaii Invasive Species Council for expanded work on priority pests and maintaining emergency response capacity for new pest incursions (\$4,250,000/\$4,250,000 A).
4. Add funds to support statewide invasive ant research and control to be carried out by the Hawaii Ant Lab (HAL) (\$500,000/\$500,000 A).
5. Change MOF for Position #122002, Planner V, SR 24 from MOF P to N (Salary: \$71,016; Fringe Benefits: \$45,450) (-\$116,466/- \$116,466 P) (\$116,466/\$116,466 N).
6. Deletion of long-term vacant position, .50 full-time equivalent (- \$23,502/- \$23,502 A).

Stream, Maui

Capital Improvement Program (CIP) Budget:

1. Pohakea Fire Prevention and Suppression, Maui (FY 26 - \$1,750,000 C).

Operating Request:

1. To add funds for anticipated federal grant awards from various federal agencies.
2. The Division of Forestry and Wildlife (DOFAW) is primary responder for wildland fires occurring across one million acres of forested watershed (25% of the land area in the State), and co-responds with federal and county agencies for an additional 30%. Increased staffing is needed to increase capacity for DOFAW to manage for resilient forest landscapes to prevent fires from occurring or mitigate their impact; restore areas damaged after fires occur; reverse decades of degradation from fire and ungulates; plan and manage grants statewide for fire prevention; utilize heavy equipment to install and maintain firebreaks, manage fuel loads, and assist in fire and emergency response; educate the public on how they can prevent wildfires; and support a fuels management crew on Maui.
3. Funding for the Hawaii Invasive Species Council (HISC). The HISC is an inter-departmental collaboration comprised of the Departments of Land and Natural Resources (DLNR), Agriculture (DOA), Health (DOH), Transportation (DOT), Business, Economic Development and Tourism (DBEDT), and the University of Hawaii (UH). The HISC was established in 2003 for the particular purpose of providing policy-level direction, coordination, and planning among State departments, federal agencies, and international and local initiatives for the control and eradication of harmful invasive species infestations throughout the State and for preventing the introduction of other invasive species that may be potentially harmful. The HISC fulfills its mandate by issuing resolutions, providing plans, and strategically disbursing funds to enhance invasive species prevention, control, outreach, and research. The HISC is

The next page will outline the program, what's being requested, and why.

1. Change in funding: adding N funds, reducing P funds for for both FY26 & FY27

2. Change in funding: position funding using A funds for FY26 & FY27

3. Change in funding: A funds for FY26 & FY27

B. Description of Request and Compliance with Section 37-68(1)(A)(B)

Operating Budget:

1. Federal Fund Ceiling Adjustment (\$823,171/\$823,171 N) (-\$5,855,806/-
\$7,544,254 P).

2. Request for continuous funding for 22 positions currently funded by the Major Disaster Fund (MDF) for fire and emergency response, statewide (\$1,425,696/\$1,425,696 A).

3. Add recurring funds to the Hawaii Invasive Species Council for expanded work on priority pests and maintaining emergency response capacity for new pest incursions (\$4,250,000/\$4,250,000 A).

4. Add funds to support statewide invasive ant research and control to be

<https://budget.hawaii.gov/wp-content/uploads/2024/12/23.-Department-of-Land-and-Natural-Resources-FB25-27-PFP.7Lt.pdf> p40 of 158 (PDF page #)

EXECUTIVE SUPPLEMENTAL BUDGET (IN DOLLARS)						
PROGRAM ID:	LNR-402					
PROGRAM STRUCTURE NO:	040202					
PROGRAM TITLE:	NATIVE RESOURCES AND FIRE PROTECTION PROGRAM					
PROGRAM COSTS	FY 2024			FY 2025		
	CURRENT APPRN	ADJUSTMENT	RECOMMEND APPRN	CURRENT APPRN	ADJUSTMENT	RECOMMEND APPRN
OPERATING	72.50*	*	72.50*	72.50	*	72.50*
	8.00**	**	8.00**	8.00**	**	8.00**
PERSONAL SERVICES	7,054,004		7,054,004	7,227,576		7,227,576
OTH CURRENT EXPENSES	20,791,562		20,791,562	16,251,002	17,021,787	33,272,789
EQUIPMENT	32,500		32,500	32,500	10,000,000	10,032,500
MOTOR VEHICLES	24,500		24,500	24,500		24,500
TOTAL OPERATING COST	27,902,566		27,902,566	23,535,578	27,021,787	50,557,365
BY MEANS OF FINANCING	51.50*	*	51.50*	51.50*	*	51.50*
	**	**	**	**	**	**
GENERAL FUND	17,382,568		17,382,568	17,556,140	17,925,000	35,481,140
	18.50*	*	18.50*	18.50*	*	18.50*
	**	**	**	**	**	**
FEDERAL FUNDS	4,047,467		4,047,467	2,586,907	152,533	2,739,440
	2.50*	*	2.50*	2.50*	*	2.50*
	1.00**	**	1.00**	1.00**	**	1.00**
OTHER FEDERAL FUNDS	4,680,000		4,680,000	1,600,000	8,944,254	10,544,254
					**	*
					**	**
					*	106,475
					**	*
					**	7.00**
					**	1,686,056

In the second year of the two-year cycle, amounts are adjusted as the legislature reviews the supplemental budget bill (the budget bill for the second year)
[Exec Supp Budget FY25]

In the second year of the biennium (2024 or 2026, for example): the first page of the program ID shows the Operating Costs – both in categories and by means of financing. It spells out how much of an adjustment is being requested by the Department to meet the program’s aims.

Screenshot from DLNR Executive Supplemental Budget FY25
<https://budget.hawaii.gov/wp-content/uploads/2023/12/23.-Department-of-Land-and-Natural-Resources-FY-25-SUPP.7H0.pdf> p21 of 88
 (from <https://budget.hawaii.gov/budget/executive-supplemental-budget-fiscal-year-2025/> -- December 2023)

JAN	FEB	MAR	APR	MAY	JUN	JUL	AUG	SEP	OCT	NOV	DEC
-----	-----	-----	-----	-----	-----	-----	-----	-----	-----	-----	-----

Early January

Legislature's money committees
ask **Executive Departments**
to brief them on their budget requests

Money committees =
Senate Ways and Means (WAM)
House Finance (FIN)
+ May ask subject matter committee to join

The money committees invite the Executive Departments to brief them on their budget requests. The informational briefings usually take place in January. If you sign up for the WAM and FIN hearing notices, you'll be sure not to miss them.

JAN ★	FEB	MAR	APR	MAY	JUN	JUL	AUG	SEP	OCT	NOV	DEC
-----------------	------------	------------	------------	------------	------------	------------	------------	------------	------------	------------	------------

Materials presented at the informational briefings in January may provide a great level of detail

WAM usually posts briefing materials on each hearing notice – Reports and Lists > Past Hearing Notices page
FIN posts briefing materials to the News section of their committee page

Since all the proceedings are now livestreamed and archived on the House and Senate YouTube pages, you can watch them live or after the fact. Additionally, sometimes the department’s briefing materials are available via a link on the informational briefing notice (usually WAM briefings) or on the committee page. This can be helpful when researching fund requests.

A few ways you can look for hearing notices:

Find past hearing notices on the “Reports and Lists” page – use the “Hearing Notices” bar.

Find committee pages under the “Legislature” tab. Look at FIN or WAM pages. In the Measures Scheduled for Hearing box – click Show All

For past years – click on Archives under Laws & Research > Archives. Select Hearing Notices on the left side of the page. Do a control+f for “info” and look for hearing notices with January dates

Or call PAR to ask for help!

Senate WAM and House FIN Staff

Keep track of all appropriations bills...

big picture, small details, all funds
(long hours!)

- Must consider **financial plans** (6-yr plan) and **expenditure ceilings**
- **Operating** expenditures (recurring, operating costs)
- **Capital expenditures** (non-recurring, CIPs)

The money committee staffs work hard and long hours! If you need to contact them, please treat them with respect and patience. They keep their eye on the minute details as well as the big picture of all the appropriation bills and financial plans.

CIP = Capital Improvement Projects

JAN	FEB	MAR	APR	MAY	JUN	JUL	AUG	SEP	OCT	NOV	DEC
-----	-----	-----	-----	-----	-----	-----	-----	-----	-----	-----	-----

3rd Wed in January:
Legislative Session starts

- **House Speaker & Senate President** both introduce bills for the Executive budget; marked “by request” and coded as part of Governor’s package of legislation
- *Other bills with appropriations are also introduced*

In Hawaii, only legislators can introduce bills. As a result, the Governor’s package of legislation (including the Budget Bill) is introduced by the House Speaker and the Senate President “by request” and is coded so that it is evident that it’s being introduced as part of the Governor’s package. By mutual agreement, they will use the House version of the bill to move the budget forward.

NOTE: To view the ‘Governor’s Package’ of legislation (which includes other bills put forward by the Governor and his departments), visit the “Reports and Lists” page and click on the “Measures by Package” bar.

NOTE: To view other appropriations bills, again visit the “Reports and Lists” page and click on the “Appropriations” option on the left side menu.

Council on Revenues **General Fund Forecast**

- January
- March
- May
- September



*By January, the forecast
(and the total amount to
budget) may have changed*

Another COR general fund forecast is reported in January.

JAN	FEB	MAR	APR	MAY	JUN	JUL	AUG	SEP	OCT	NOV	DEC
-----	-----	-----	-----	-----	-----	-----	-----	-----	-----	-----	-----

→

HB1800

By agreement, the
House bill
will be the vehicle
for the budget

The chambers agree that the House bill will be used to craft the Executive Budget. This means that the House will be first to consider the bill, make any changes to it, and then deliver it to the Senate for their consideration and changes. Final changes will be worked out in conference near the end of session.

HOUSE OF REPRESENTATIVES
THIRTY-SECOND LEGISLATURE, 2023
STATE OF HAWAII

A BILL FOR

RELATING TO THE STATE BUDGET.

BE IT ENACTED BY THE LEGISLATURE

PART I.

SECTION 1. SHORT TITLE

1 be cited as the General

SECTION 2. DEFINITIONS

15 Act. Abbreviat...

16 an the followin

Page 6

H.B. NO. 300
H.D. 1
S.D. 1
C.D. 1

PROGRAM APPROPRIATIONS

ITEM NO.	PROG. ID	PROGRAM	EXPENDING AGENCY	APPROPRIATIONS			
				FISCAL YEAR 2023-2024	M O F	FISCAL YEAR 2024-2025	M O F
A. ECONOMIC DEVELOPMENT							
1.	BED100	STRATEGIC MARKETING AND SUPPORT					
		OPERATING		10.00*			
		BED		1.00#			
		BED		9,076,255A			10.00*
		BED		1,822,845W			2,571,940A
		BED		700,000P			1,523,451W
		BED					700,000P
3.	BED105	CREATIVE INDUSTRIES DIVISION		500,000A			
		OPERATING					A
4.	BED107	FOREIGN TRADE ZONE		14.00*			14.00*
		BED		1.00#			1.00#
		BED		1,736,865A			1,774,007A
		BED		780,000B			780,000B
5.	BED142	GENERAL SUPPORT FOR ECONOMIC DEVELOPMENT		16.00*			16.00*
		BED		2,612,545B			2,671,090B
		BED		2,500,000C			
		OPERATING					C
6.	BED113	TOURISM		26.00*			26.00*
		BED		4.00#			4.00#
		BED		2,996,083A			3,082,899A
7.	AGR101	FINANCIAL ASSISTANCE FOR AGRICULTURE		64,000,000A			
		OPERATING					A
8.	AGR122	PLANT PEST AND DISEASE CONTROL		9.00*			9.00*
		AGR		838,883A			864,438A
		AGR		5,500,000W			5,500,000W
		OPERATING					
		AGR		68.00*			68.00*
		AGR		8,625,407A			6,246,207A
		AGR		46.00*			46.00*
		AGR		8,711,874B			8,935,791B
		AGR		512,862P			
		AGR		212,088P			

In the Budget Bill, you'll find page after page of numbers and acronyms!

The budget bill can be a bit daunting – page after page of numbers and acronyms...

Letter Decoding

MOF = Means of Financing. The letter that follows each appropriation figure has significance – it indicates the source of funding. Here's the list for decoding:

Ageneral funds	Kfederal aid primary funds	Scounty funds
Bspecial funds	Lfederal aid secondary funds	Ttrust funds
Cgeneral obligation bond funds	Mfederal aid urban funds	Uinterdepartmental transfers
Dgeneral obligation bond funds*	Nfederal funds	VAmerican Rescue Plan funds
Erevenue bond funds	Pother federal funds	Wrevolving funds
Jfederal aid interstate funds	Rprivate contributions	Xother funds

*(debt service cost paid from special funds)



This is all taken from the budget bill itself. Information regarding the Means of Financing (MOF) – next to the line-item figures in the budgets, you'll see a letter which indicates where the money will be coming from.

These are the current source of funding list for 2025:

- A: General funds
- B: Special funds
- C: General obligation bond fund
- D: General obligation bond fund with debt service cost to be paid from special funds
- E: Revenue bond funds
- J: Federal aid interstate funds
- K: Federal aid primary funds
- L: Federal aid secondary funds
- M: Federal aid urban funds
- N: Federal funds
- P: Other federal funds
- R: Private contributions
- S: County funds
- T: Trust funds
- U: Interdepartmental transfers
- V: American Rescue Plan funds
- W: Revolving funds
- X: Other funds

QR code points to PAR's Budget Process webpage: <https://lrb.hawaii.gov/par/overview-of-the-legislative-process/the-budget-process/>

Position Ceiling (Staffing)

Above certain line items you'll find numbers followed by **asterisks***

These * indicate the maximum number of **full-time equivalents (FTEs)** that may be funded by the dollar amount and funding source noted immediately below it.

*(Note: ** or # indicates temporary FTEs)*

You may also see figures indicating the number of positions being funded. Staffing is measured by FTEs (full-time equivalents), and the number followed with an asterisk refers to the dollar amount below it.

Depending on the draft, temporary positions are noted with a double asterisk (**) or pound sign (#).

LNR 402 is the Program ID
we looked at earlier on the
Budget & Finance website...

The budget bill translates all that material that was presented on the Budget & Finance website into a bill specifying funding for each program ID. Let's look at LNR 402.

PROGRAM APPROPRIATIONS

A1(1) Page 22

STATE OF HAWAII				APPROPRIATIONS			
ITEM NO	PROGRAM	PROGRAM ID	EXPENDING AGENCY	FISCAL YEAR 2025-2026	MOF	FISCAL YEAR 2026-2027	MOF
3.	OPERATING		LNR	5,526,913	A	5,526,913	A
				3.00	*	3.00	*
				1.25	**	1.25	**
			LNR	4,289,058	B	4,289,058	B
				1.00	*	1.00	*
				1.75	**	1.75	**
			LNR	4,864,500	N	4,889,500	N
				2.00	*	2.00	*
				6.50	**	6.50	**
			LNR	12,537,534	P	283,534	P
			LNR	400,000	C		C
	INVESTMENT: CAPITAL						
4.	NATIVE RESOURCES AND FIRE PROTECTION PROGRAM		LNR402				
	OPERATING		LNR	73.00	*	73.00	*
				30,728,497	A	23,728,497	A
				18.50	**	18.50	**
				1.00	**	1.00	**
			LNR	3,679,077	N	3,679,077	N
				2.50	*	2.50	*
			LNR	4,571,982	P	2,883,534	P
			LNR	106,475	T	106,475	T
				7.00	**	7.00	**
			LNR	1,686,056	U	1,686,056	U
			LNR	1,750,000	C		C
	INVESTMENT: CAPITAL						
5.	WATER RESOURCES		LNR404				
	OPERATING		LNR	28.00	*	28.00	*
				4,827,109	A	4,727,109	A
				5.00	*	5.00	*
			LNR	1,283,123	B	1,283,123	B
			LNR	2,000,000	C	2,000,000	C
	INVESTMENT: CAPITAL						
6.	CONSERVATION & RESOURCES ENFORCEMENT		LNR405				
	OPERATING		LNR	177.25	*	177.25	*
				14,919,514	A	14,919,514	A
			LNR	2,421,447	B	2,421,447	B

H. B. NO. 300

BOF-01 (25)

January 5, 2025

18 of 58

Again, we can search the document (using <Ctrl><F>) for LNR402 or “fire” (be sure to note whether there’s a space in there or dash in the program id).

For big documents, you might need to give it a chance to fully load before the search will work.

STATE OF HAWAII							PROGRAM APPROPRIATIONS		A1(t)
ITEM NO	PROGRAM	PROGRAM ID	EXPENDING AGENCY	APPROPRIATIONS		FISCAL YEAR MOF	FISCAL YEAR MOF	A1(t)	
				2025-2026	2026-2027				
3.	OPERATING		LNR	5,526,913	A	5,526,913	A		
				3.00	*	3.00	*		
				1.25	**	1.25	**		
				4,289,058	B	4,289,058	B		
				1.00	*	1.00	*		
				1.75	**	1.75	**		
				4,864,500	N	4,889,500	N		
				2.00	*	2.00	*		
				6.50	**	6.50	**		
				12,537,534	P	283,534	P		
4.	INVESTMENT: CAPITAL NATIVE RESOURCES AND FIRE PROTECTION PROGRAM		LNR	400,000	C		C		
5.	OPERATING	LNR402		73.00	*	73.00	*		
				30,728,497	A	23,728,497	A		
				18.50	*	18.50	*		
				1.00	**	1.00	**		
				3,679,077	N	3,679,077	N		
				2.50	*	2.50	*		
				4,571,982	P	2,883,534	P		
				106,475	T	106,475	T		
				7.00	**	7.00	**		
				1,686,056	U	1,686,056	U		
6.	INVESTMENT: CAPITAL CONSERVATION & RESOURCES ENFORCEMENT		LNR	2,000,000	C		C		
6.	OPERATING	LNR405	LNR	177.25	*	177.25	*		
				14,919,514	A	14,919,514	A		
				2,421,447	B	2,421,447	B		

* = full time equivalent positions

A = general funds
 N = federal funds
 P = other federal funds
 T = trust funds
 U = interdepartmental transfer
 C = general obligation bond funds

H.B. NO. 300

BDF-01 (25)

HB300

NATIVE RESOURCES AND FIRE PROTECTION PROGRAM			<u>2023-24</u>	<u>2024-25</u>
	LNR402		51.50 *	51.50 *
OPERATING	LNR		17,382,568 A	(47,556,140) A]
A = general funds	LNR		18.50 *	<u>35,481,140</u> Δ
N = federal funds	LNR		4,047,467 N	(2,586,907) N]
P = other federal funds	LNR		2.50 *	<u>2,739,440</u> N
T = trust funds	LNR		1.00 **	2.50 *
	LNR		4,680,000 P	(4,600,000) P]
	LNR		106,475 T	<u>10,544,254</u> P
	LNR			106,475 T

A = 2023-24: No change; 2024-25: Increase from \$17,556,140 to \$35,481,140
N = 2023-24: No change; 2024-25: Increase from \$2,586,007 to \$2,739,440
P = 2023-24: No change; 2024-25: Increase from \$1,600,000 to \$10,544,254
T = 2023-24: No change; 2024-25: No change

Note: number of positions authorized shows no change either year

In the **second year of the two-year cycle**, amounts are adjusted as the legislature reviews the supplemental budget bill (the budget bill for the second year) – this is an example

Here’s a close up of the numbers. As you can see, all three of the funds that showed increases are reflected here. The old figures (what was allocated in the 2023 year’s budget bill) are crossed out, and the new figures appear on the next line, underlined. If there had been a change in the number of positions being funded, we would see similar changes for the numbers designated with an asterisk (or double asterisks).

JAN	FEB	MAR	APR	MAY	JUN	JUL	AUG	SEP	OCT	NOV	DEC
-----	-----	-----	-----	-----	-----	-----	-----	-----	-----	-----	-----

The budget bill starts in **House**

- FIN may assign program areas to subject matter committees for their recommendations/priorities
- Subject matter chairs submit recommendations to FIN

HB1800

So, back to the budget bill. While a bill will be introduced by both the Senate President and House Speaker, by agreement the House bill will be used as the vehicle for the budget. In 2026 bill number is HB1800. After introduction and First Reading, the bill will be referred to the FIN committee.

Behind the scenes: The FIN committee assigns budget areas to the subject matter committees for their recommendations and priorities. While the public doesn't see the part of the process where the subject matter committees submit their priorities to the money committees, it is an important part of the process.

Part of your advocacy effort may include asking the chair of the subject matter committee to make your funding issue a priority.

JAN	FEB	MAR	APR	MAY	JUN	JUL	AUG	SEP	OCT	NOV	DEC
-----	-----	-----	-----	-----	-----	-----	-----	-----	-----	-----	-----

House makes changes...

- **FIN** has a hearing
- FIN presents amended bill (HD1) and submits to House Clerk's office by the **Budget Decking** deadline
- *HD1 may incorporate some separate appropriations bills*

HB1800
HD1

The FIN committee will schedule a public hearing. **You can submit testimony, just like you would for any other bill.** If your request concerns a particular program area, it is helpful to include specifics and the correct citation.

It is not uncommon for a separate appropriation bill being considered by FIN to be held or deferred, and the allocation incorporated into the larger Budget Bill.

FIN will pass the budget in an amended version – it will be given the suffix of HD1 (“House Draft 1”). They need to submit this revised bill to the House Clerk’s office by the Budget Decking deadline. The bill then needs to pass a Second Reading on the floor, and be scheduled for Third Reading.

Session Calendar

THE 2026 SESSION CALENDAR

Note: On the 60 session days (days when members convene in their respective chambers), the session day count appears in a box on the lower-right, like this: ▶▶▶ [1] ■ = bills ■ = resolutions ■ = budget. See reverse side for more deadline information.

Sun	Mon	Tue	Wed	Thu	Fri	Sat
January			21 Opening Day	22	23 Non-Admin Bill Package Cutoff Grants/Subsidies Cutoff	24
25	26 State-of-the-State Address & Admin Bill Package Cutoff	27 Recess #1	28 Bill Intro Cutoff	29 Recess #2	30	31
February						
1	2	3	4	5	6	
8	9 Hawai'i State Legislature Closed	10	11 First Triple Referral Filing (HBs)	12 First Triple Referral Filing (SBs)	13	
15	16 HOLIDAY Presidents' Day	17	18	19 First Lateral Filing (Bills)	20 First Lateral (B)	
22	23	24	25	26 Mandatory 5-Day Recess Begins	27	
March						
1	2	3	4 Mandatory 5-Day Recess Ends	5 Single Referral Filing Deadline (SBs)	6 First Decking (Bills)	7
8	9 Recess #3	10	11 Recess #4	12 First Crossover (Bills)	13 Subst. Resolution Cutoff	14
15	16 Budget Decking	17	18 Budget Crossover	19 Second Triple Referral Filing (Bill)	20	21
22	23	24	25	26 HOLIDAY Kuhio Day	27 Second Lateral Filing (Bills) Recess #5	28
29	30	31				

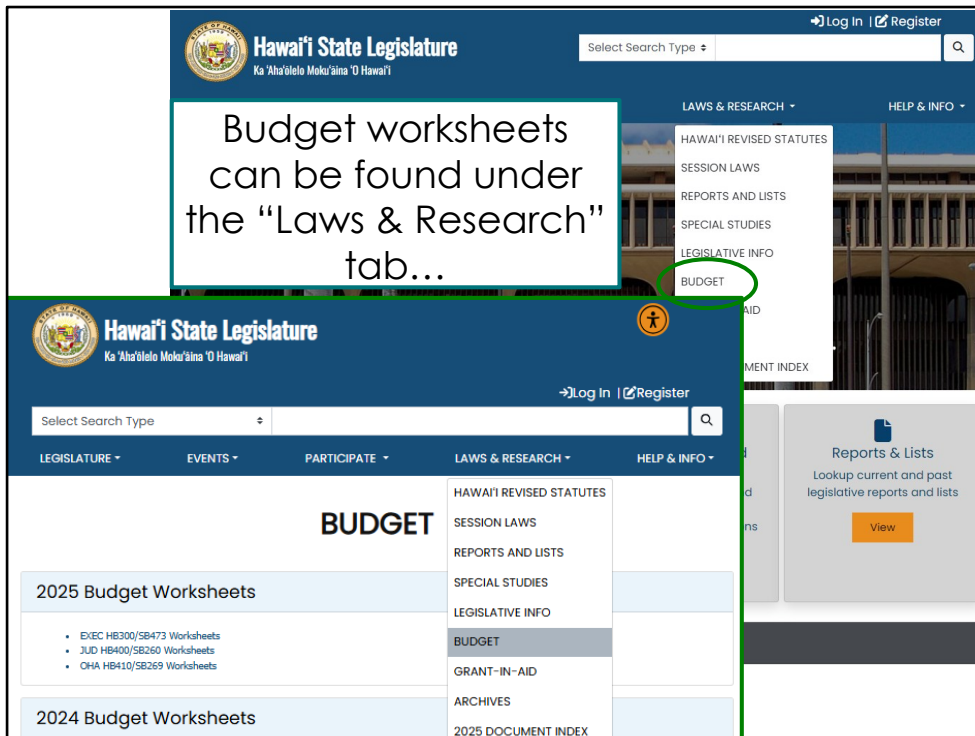
Includes deadline for Decking the Budget

The deadline for the budget bill to be decked by the FIN committee is March 16, and the House needs to hold the Third Reading on the bill by March 18.

JAN	FEB	MAR	APR	MAY	JUN	JUL	AUG	SEP	OCT	NOV	DEC
-----	-----	-----	-----	-----	-----	-----	-----	-----	-----	-----	-----

- **House holds third reading and passes bill (HD1)** by the **Budget Crossover** deadline
- Bill crosses over to the **Senate**, passes first reading, gets referred to **Ways and Means (WAM)**


After the House has held a Third Reading (vote) on the HD1 version of the bill, it crosses over to the Senate for their consideration. The Senate will have it pass First Reading and will refer the bill to its money committee, Ways and Means (WAM).



After the bill is amended, budget worksheets will be made available outlining the changes made from the original version of the bill. **This is where you'll be able to see details regarding the changes.**

Worksheets can be found on the "Budget" page, found under the "Laws & Research" tab.

Page 263, GOV-100, Sequence 40-001 --- House does not concur
(disagrees with appropriations)



Video snippet of committee meeting: HB300 Finance committee meeting, 3/5/25
10:05am

Finance committee chair says “For the Governor's office on page 263, GOV-100,
sequence 40-001, transfer out Office of Wellness to DHRD. House does not concur”

HB1081 – Relating to the Office of Wellness and Resilience

https://www.capitol.hawaii.gov/sessions/session2025/bills/HB1081_.PDF

Previous Slide example

Video of 3/6/25 FIN hearing for HB300

2025 Budget Worksheets (pre HD1) p263, GOV100 sequence 40-001

<https://www.capitol.hawaii.gov/session/budget.aspx>

P263 of 654 pages Seq.No 40-001 references "See HRD 200, Seq.No. 40-001" which is on p341 of 654 pages

Department of Budget and Finance, Executive Biennium Budget 2025-2027

<https://budget.hawaii.gov/budget/executive-biennium-budget-fiscal-budget-2025-2027/>

Office of the Governor document, p13 of 13 of PDF provides program plan narrative to move Office of Wellness and Resilience

HB300 (pre HD1)


https://www.capitol.hawaii.gov/sessions/session2025/bills/HB300_.pdf

P55 of 154 shows program ID, Expending Agency, FY25-26 & FY26-27 appropriations requests and Means of Financing (MOF) for overall GOV100 – doesn't break out by sequence/specific request to move Office of W&R or the specific dollars/positions involved

Control+F or Command+F to search document text for GOV100 or 40-001 (although sequence number could be used under multiple program IDs – so look closely)

EXEC HB300/SB473 (not HD1 at this point)

https://www.capitol.hawaii.gov/session2025/worksheets/202-02-25_EXEC_G_Worksheets.pdf



Snippet of committee meeting: HB300 Finance committee meeting, 3/5/25 10:05am
In the video Chair says: "Governor's Message HHL 625, sequence 218001, \$2 million for personnel services, modified to \$1.00."

Governor's Message 4 (GM4) transmitted proposed changes to the Executive Biennium Budget (dated 2/18/25)

https://www.capitol.hawaii.gov/session/measure_indiv.aspx?billtype=GM&billnumber=4&year=2025

GM2 transmitted proposed changes to the FB2025-27 Executive Supplemental Budget (dated 1/30/26)

https://www.capitol.hawaii.gov/session/measure_indiv.aspx?billtype=GM&billnumber=2&year=2026

Also GM5 and 6

You can look for GM's related to the Budget by going to the Reports and Lists page of capitol.hawaii.gov and look for Governor's Messages under Measure Introduction. Once in the list of GM's try doing a control+f search from your keyboard to highlight messages related to "budget"

<https://www.capitol.hawaii.gov/advreports/main.aspx>

Previous Slide example
Video of 3/6/25 FIN hearing for HB300

GM4 dated 2/18/25

https://www.capitol.hawaii.gov/sessions/session2025/bills/GM4_.pdf

searched HHL 625 p3 of 9 pages – asking for \$2,000,000 in general funds for 'personal services'

2025 Budget Worksheets (pre HD1)

<https://www.capitol.hawaii.gov/session/budget.aspx>

P267 of 654 pages for HHL625; sequence 218-001 not included (likely included when HD1 worksheets are released)

Department of Budget and Finance, Executive Biennium Budget 2025-2027 pages

<https://budget.hawaii.gov/budget/executive-biennium-budget-fiscal-budget-2025-2027/>

Department of Hawaiian Homelands document, p22 of 25 of PDF provides program plan narrative when this document was prepared in December, no new appropriation request was included at that time (hence the GM)

P20 of 25 shows FY2023-2024 through FY2026-2027, does not seem to include \$2M change

HB300 (pre HD1)

https://www.capitol.hawaii.gov/sessions/session2025/bills/HB300_.pdf

P36 of 154 shows program ID, Expending Agency, FY25-26 & FY26-27 appropriations requests and Means of Financing (MOF) for HHL625 – doesn't break out by sequence/specific for additional \$2M (hence the GM)

Control+F or Command+F to search document text for HHL625 or sequence '218-001'
(although sequence numbers could be used by multiple program IDs – so look closely)

GM4 (2025) Bill Summary Page:

https://www.capitol.hawaii.gov/session/measure_indiv.aspx?billtype=GM&billnumber=4&year=2025

Compares HD1 to Governor's Request

Detail Type: H

LEGISLATIVE BUDGET SYSTEM
BUDGET WORKSHEET

Page 643 of 1684

Example HB200 HD1
Worksheet, 2021 session

Program ID: HMS501 IN-COMMUNITY YOUTH PROGRAMS
Structure #: 060105010000
Subject Committee: HHH HEALTH, HUMAN SERVICES, & HOMELESSNESS

SEQ #	EXPLANATION	FY 2022			FY 2023		
		Perm	Temp	Amt	Perm	Temp	Amt
10-001	EXECUTIVE REQUEST:			(122,268) A			(122,268) A
	TRADE-OFF FUNDS FROM OTHER CURRENT EXPENSES TO PERSONAL SERVICES FOR IN-COMMUNITY YOUTH PROGRAMS (HMS501/YA). HOUSE CONCURS.						
	DETAIL OF GOVERNOR'S REQUEST: YOUTH COMMUNITY SERVICE CENTERS (-122,268)						
	SEE HMS501 SEQ. NO. 10-002.						
10-002	EXECUTIVE REQUEST:			88,248 A			88,248 A
	TRADE-OFF FUNDS FROM OTHER CURRENT EXPENSES TO PERSONAL SERVICES FOR IN-COMMUNITY YOUTH PROGRAMS (HMS501/YA). HOUSE DOES NOT CONCUR. BREAKOUT AS FOLLOWS: PERSONAL SERVICES FOR (1) PERM GENERAL PROFESSIONAL V SR24 (#118812; 88,248)						
	DETAIL OF GOVERNOR'S REQUEST: PERSONAL SERVICES FOR (1) PERM PRE AUDIT CLERK 1 SR11 (#47413; 34,020) PERSONAL SERVICES FOR (1) PERM GENERAL PROFESSIONAL V SR24 (#118812; 88,248)						
	SEE HMS501 SEQ. NO. 10-001.						

The budget worksheets highlight the differences between the initial bill and the HD1 version.

Example picture from Exec HB200 HD1 Worksheets, 2021 session

Council on Revenues **General Fund Forecast**

- January
- March
- May
- September



*The March forecast
may have changed the total amount
available to be budgeted*

In addition to receiving the revised budget bill, the Senate will also have the March forecast provided by the Council on Revenues.

JAN	FEB	MAR	APR	MAY	JUN	JUL	AUG	SEP	OCT	NOV	DEC
-----	-----	-----	-----	-----	-----	-----	-----	-----	-----	-----	-----

WAM has the budget bill.. **HB1800 HD1**

- **Senate subject matter committees** may have been assigned budget areas; provide their priorities to **WAM**
- **WAM schedules a hearing**

Again, the subject matter committees (this time the Senate committees) will be consulted and asked to provide their priorities to the money committee (this time, WAM). **You can ask the subject matter committee chair to support your request as a priority.**

WAM will schedule a public hearing, and just as you did before the House FIN committee, **you can offer testimony** – this time on the HD1 version of the bill and what, if anything, you'd like WAM to change.

JAN	FEB	MAR	APR	MAY	JUN	JUL	AUG	SEP	OCT	NOV	DEC
-----	-----	-----	-----	-----	-----	-----	-----	-----	-----	-----	-----

HB1800
 HD1 SD1

Senate makes changes

- **WAM prepares amended bill (SD1)** and submits to Clerk's office by decking deadline
- *SD1 may incorporate some separate appropriations bills*

WAM passes the bill and publishes an amended version – SD1 (“Senate Draft 1”) by the decking deadline. The Senate will hold Second Reading and schedule the bill for Third Reading.

Again, changes in SD1 will be outlined in the budget worksheets after the fact. There's no set time frame on when the budget worksheets appear.

JAN	FEB	MAR	APR	MAY	JUN	JUL	AUG	SEP	OCT	NOV	DEC
-----	-----	-----	-----	-----	-----	-----	-----	-----	-----	-----	-----

HB1800
HD1 SD1

- **Senate holds Third Reading** and passes bill (SD1) by Second Crossover deadline

After the bill is voted on in the Senate chamber the required 3rd time.

Compares SD1 to Governor's Request

Friday, April 9, 2021
Detail Type: S

5:02:46 PM

LEGISLATIVE BUDGET SYSTEM
BUDGET WORKSHEET

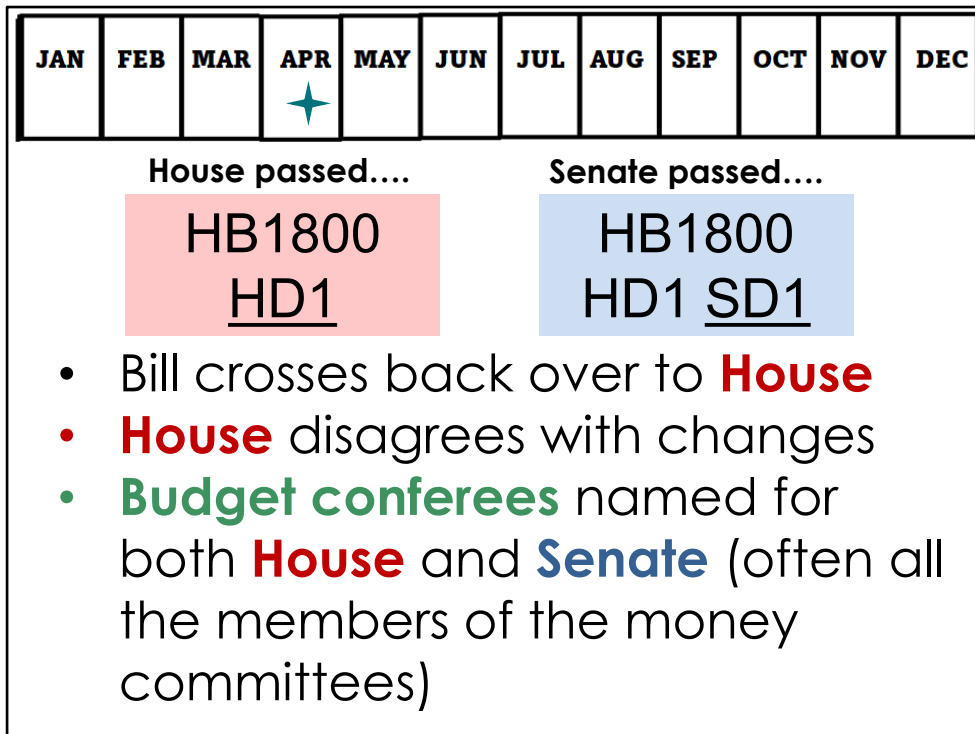
Page 45 of 1706

Program ID: AGR161 AGRIBUSINESS DEVELOPMENT AND RESEARCH
Structure #: 010304020000
Subject Committee: AEN AGRICULTURE AND ENVIRONMENT

SEQ #	E X P L A N A T I O N	FY 2022			FY 2023		
		Perm	Temp	Amt	Perm	Temp	Amt
100-001	EXECUTIVE REQUEST: ADD (1) TEMPORARY POSITION AND FUNDS FOR AGRIBUSINESS DEVELOPMENT AND RESEARCH (AGR161/KA). SENATE CONCURS. FROM HAWAII AGRICULTURAL DEVELOPMENT REVOLVING FUND DETAIL OF GOVERNOR'S REQUEST: (1) TEMP GENERAL ACCOUNTING CLERK (#92001A; FY22: 17,750; FY23: 35,500) FRINGE BENEFITS (FY22: 9,053; FY23: 18,105) 6-MONTH DELAY IN HIRE.						
			1.00	26,803 W		1.00	53,605 W
101-001	EXECUTIVE REQUEST: ADD FUNDS FOR AGRIBUSINESS DEVELOPMENT AND RESEARCH (AGR161). SENATE DOES NOT CONCUR. BREAKOUT AS FOLLOWS: ORNAMENTAL INDUSTRIES (50,000) DETAIL OF GOVERNOR'S REQUEST: ORNAMENTAL INDUSTRIES (100,000)			50,000 A			50,000 A

Here's a snapshot of the budget worksheet for an SD1 version passed by the Senate. It compares the SD1 version to the governor's initial request.

Example picture from Exec HB200 SD1 Worksheets 2021 session



Once the bill has passed its Third Reading in the Senate, it crosses back over to the House. The House immediately disagrees with the changes, moving the bill to the conference process.

Conferees are named by both chambers. The conference committees will produce a CD1 version of the bill that can be voted on by both chambers and then presented to the governor. They need to come up with the CD1 version. In 2024 there was an extra budget related deadline on the legislative calendar – Final Decking for Budget Bill on April 22, 2024 – in addition to the Final Decking for fiscal bills in general. The Executive Budget bill needs to be finalized before the legislature can finalize non-executive-budget bills (other fiscal bills), so they know how much money they have to work with, after the budget bill is completed.

Following the Budget



- Public Access Room (PAR)
- Overview of 'the Budget'
- The Budget Bill
- Following other money bills
- Grants in Aid (GIA)
- Legislature's website capitol.hawaii.gov

Before we get into the conference process, let's take a moment to talk about other bills that appropriate funds.

QR code goes to PAR's Budget Process webpage <https://lrb.hawaii.gov/par/overview-of-the-legislative-process/the-budget-process/> – this page includes links to Budget handout with tools to decipher the budget and PAR budget presentation slides.

Other Appropriations Bills

- Despite initially being drafted with a dollar amount, the bill may move forward with **blank \$___ amounts** in funding sections.
- Bill itself may die... but funding can be incorporated into the budget bill.

Despite starting the session with a specific request for X number of dollars, most individual appropriation bills will quickly be stripped of their dollar amounts and proceed with blanks. Don't be surprised by that. The particulars need to wait until the end of session when the budget and final dollar allocations have been decided.

Also, as the budget bill changes, it may absorb other appropriation bills. So, it is not unusual for your appropriation bill to die, and yet the appropriation itself survives – it's just been absorbed by the larger budget bill.

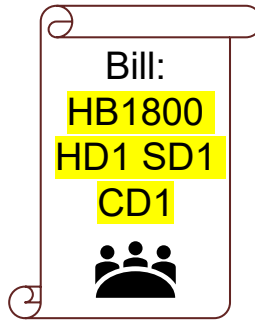
A Note re: **Fiscal (\$) Bills**

**Bills with fiscal implications
must get approval
by money chairs (**FIN** and **WAM**)**

This means that even if you've got loads of support from the other conferees, the fate of your bill – and whether it comes out of conference – may not be known until the evening of the Final Decking deadline for fiscal bills.

Again, all bills with fiscal implications will need to get the approval of the money chairs. What this means? You may not know the fate of your bill until the deadline – its fate is tied into the fate of the other fiscal matters being considered.

House and Senate leadership can appoint members to **Conference Committees** to find agreement on a bill that has different House and Senate versions (ex: HB1800 HD1 SD1)



Conference committees try to reach agreement on final version of the bill

If the House has passed one version of the Budget Bill, and the Senate has passed another, the Conference Committees appointed by House and Senate leadership will have to iron out the differences and come to an agreement on the final version of the bill to be presented to their chambers.

The conferees need to come to agreement on the executive budget bill before other appropriations bills, you'll see that there's a "Final Decking (**Fiscal Bills**)" deadline.)

JAN	FEB	MAR	APR	MAY	JUN	JUL	AUG	SEP	OCT	NOV	DEC
-----	-----	-----	-----	-----	-----	-----	-----	-----	-----	-----	-----

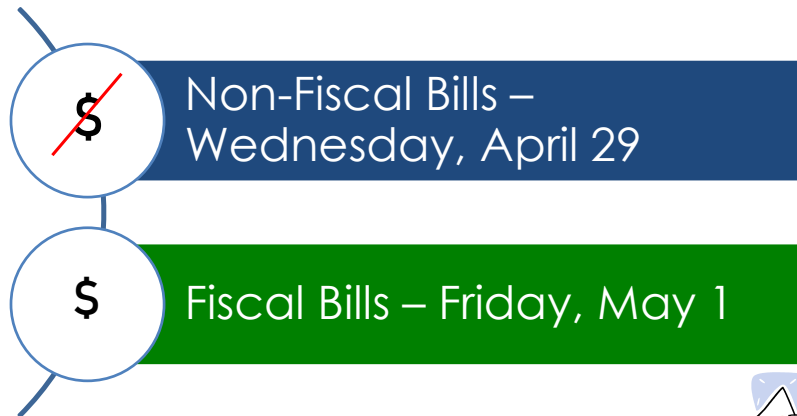
Goes to conference...

- **May be done piece by piece** announcing areas on which they've come to agreement
- **CD1 version of the budget** decked first since affects CD1 of other appropriation bills)

HB1800
HD1 SD1
CD1

In addition to the budget bill, many other appropriation bills will need the fiscal okay from the money committees before their CD1 versions can be voted on.

What's the deadline for the conference committees to come to a decision?



Final version (CD1) & committee report
must be delivered to Chief Clerks' offices



All money bills will have to have the okay from the FIN and WAM chairs. The deadlines for coming out of conference are posted on the session calendar.

Advocacy at this stage requires contacting anyone who may have influence – the conferees, your own legislators, the subject matter chairs, etc. – and getting others to do the same.

Here are the deadlines for bills to come out of conference and be delivered to the Chief Clerks' offices:

In 2024, there was an additional decking deadline for HB1800 (the budget bill): Monday, April 22

For 2026 there are just the following deadlines related to conference:

Final Decking Non-Fiscal Bills (those not referred to FIN or WAM): Wed 4/29

Final Decking Fiscal Bills (those that were referred to FIN or WAM): Fri 5/1

(in 2025 if was the last Thursday and Friday of the two-week conference period)

What's the deadline for the conference committee to come to a decision?

They may set deadlines more specifically... such as:

6:00 p.m. = conclude negotiations

9:00 p.m. = committee report available for review and signature

11:30 p.m. = file committee report and bill draft with Chief Clerk



Additionally, conference procedures are agreed upon by House and Senate leadership which provide more specifics – including the time to conclude negotiations, present the report, and file the report and bill with the Clerk.

Following the Budget



- Public Access Room (PAR)
- Overview of 'the Budget'
- The Budget Bill
- Following other money bills
- Grants in Aid (GIA)
- Legislature's website capitol.hawaii.gov

Now let's take a quick look at Grants in Aid...

QR code goes to PAR's Budget Process webpage <https://lrb.hawaii.gov/par/overview-of-the-legislative-process/the-budget-process/> – this page includes links to Budget handout with tools to decipher the budget and PAR budget presentation slides.

Grant-in-Aid (GIA) \$

- If the Legislature is offering **GIA money**, the application will appear on the website (“Grant-in-Aid” page found under “Laws & Research”)
- **Application Deadline traditionally in January**
- Applications for the upcoming fiscal year (July 1, 2026 to June 30, 2027)
- **HRS Chapter 42F** for more information

If the Legislature is offering GIA money, the application will appear on the website (“Grant-in-Aid” page found under “Laws & Research” tab). It’s usually posted sometime in December, and the deadline to submit the application is traditionally in January. The application will be for funds to be used in the upcoming fiscal year (FY2026-2027: July 1, 2026 to June 30, 2027). For more information, take a look at HRS Chapter 42F.

Legislature’s Grant in Aid webpage:

<https://www.capitol.hawaii.gov/session/gia.aspx>

Grant-in-Aid \$

- Often a member of FIN and WAM are assigned to focus on GIAs
- Can view **previous years'** applications and awards online
- **Informational briefing** may be held so applicants can appear and offer highlights of their request
- Won't know result until the end of process (conference draft of budget)

Looking at past years' applications and awards may be helpful. Redacted copies of the applications, as well as a list of the amounts awarded for both Operating and CIP funds, will be posted on the "Grant-in-Aid" page found under the "Laws & Research" tab.

It is common for WAM and FIN to host a joint informational briefing, often in March (2025 was mid-Feb), where all applicants are invited to provide a brief oral summary of their organization and its needs. While not required, many applicants do come to the capitol or join in over Zoom. The hearing notice will provide information on what to expect. This has not been scheduled in 2026.

If you apply for GIA funds, you won't know whether your application has been successful until the end of session when all the money bills get sorted out.

JAN	FEB	MAR	APR	MAY	JUN	JUL	AUG	SEP	OCT	NOV	DEC
-----	-----	-----	-----	-----	-----	-----	-----	-----	-----	-----	-----

The Budget Bill

- Needs to pass Final Reading before the end of session (adjournment *sine die*)
- Must go off to the governor before other appropriation bills can pass Final Reading

Back to the budget bill. After the budget bill survives conference, it will have to succeed in its final readings (votes) in both chambers before the end of session. There is a requirement for the budget bill to be sent to the governor before any other appropriation bills can pass Final Reading. (Sometimes you see bills moved to the end of the agenda, or a recess called during the day's proceedings, while they wait for the other chamber to pass the budget bill and to give the clerks time to transmit it to the governor.)

JAN	FEB	MAR	APR	MAY	JUN	JUL	AUG	SEP	OCT	NOV	DEC
-----	-----	-----	-----	-----	-----	-----	-----	-----	-----	-----	-----

Governor

- Use your administration contacts
- Ask supporters to communicate (can use form on Gov's website)
- **Keep in mind: Governor can line-item veto budget bill**

<http://governor.hawaii.gov>

It's important to remember that even if the funding you're advocating for passes the legislature, the Governor has power over its fate. The Governor can veto bills and can line item veto the Budget Bill (that is, he can veto particular line items and leave others alone).

You can lobby the Governor as well as the administrative department that is charged with expending funds in your program area. The governor's website (governor.hawaii.gov) provides a contact form where you can communicate your views.

There are deadlines by which the Governor must sign a bill into law, allow it to become law without signature, or veto it. Additionally, if a veto is being considered, he must advise the Legislature by a certain date. There is a mechanism by which the Legislature can override a veto. (Details: Constitution of Hawaii, Article III, Section 16, http://www.capitol.hawaii.gov/hrscurrent/Vol01_Ch0001-0042F/05-Const/CONST_0003-0016.htm)

Budget Bill - Overview

\$

- Summer/September:
Departments make requests to Governor
- 1 month before Session:
Governor provides Budget Request to Legislature
- Early January: **Money committees hold briefings** with departments

To recap:

The budget process starts on the tail of the previous year's budget.

The departments are instructed to formalize their requests for funds to the Governor, who will work with his Budget & Finance department to craft the budget that he presents to the Legislature.

WAM and FIN begin briefings with the departments to more fully understand the requests and to question previous allocations/expenditures.

Budget Bill - Overview

\$

- January: Budget Bill formally **introduced** at start of session
- Session: **FIN and WAM hold public hearings, make amendments, come to agreement (subject matter chairs advise)**
- Budget Bill **passed** by Legislature
- Budget Bill **enacted** by Governor
- Process starts again

The budget bill is formally introduced at the start of session by the House Speaker (and Senate President) “by request”. The House version of the bill will be the vehicle for the budget.

It will go through the House, then the Senate, and pass the legislature. (Along the way it will be heard in both FIN and WAM, pass three readings in each chamber, and pass a final reading in each chamber after the CD1 has been agreed to in conference.)

The bill will then be enacted by the Governor. (There may be line-item vetoes to contend with.)

And then the cycle starts all over again.

In following the budget bill... you can offer testimony at the hearings, lobby the chairs of subject matter committees, advocate to the money committees and anyone else.

While you can follow changes using the budget worksheets, remember that you can always call PAR (808/587-0478) and ask for help. Despite improvements, the process can be a bit opaque when it comes to tracking particulars!

After session

- Focus on implementation!
- If there's \$, doesn't mean it will be expended
- Thank those who have helped
- Debrief – valuable info for future

And even after its over, is it really? Remember that the Governor holds the 'power of the purse strings' – just because the spending has been authorized doesn't mean that it will be spent or released.

If you got what you'd hoped for, take time to thank those who have helped. Even if you haven't gotten the results you were hoping for, debriefing with allies or reviewing what happened can be extremely helpful. You may be back next year!

**At the Capitol...
You never know who's going
to prove helpful!**

- Staff may be key!
- Legislators' roles may change over the years
- Listen and learn
- Build relationships
- Don't burn bridges

A reminder... staff members may be key to your success, so treat them with respect and aloha. Also, legislators' roles may change over the years – don't completely discount someone 'out of power,' tomorrow the tables may have turned. In any case, you don't want to burn bridges. Develop relationships – that's really the key to getting things done at the Capitol. Listen and learn from all your experiences.

If you've got a good relationship with a legislator... ask for advice!

- additional background that leads to stances/positions
- better understanding of how to approach specific legislators
- advice re: more/less pressure needed
- where to focus energy
- perspectives on bigger picture of what's going on

Especially when it comes down to the nitty-gritty, and you're not sure how your bill or issue can survive, if you've got a good relationship with a legislator or staffer, ask for advice! It probably goes without saying that you'll want to respect their time and not overdo it, but a legislator's perspective may be invaluable.

Following the Budget



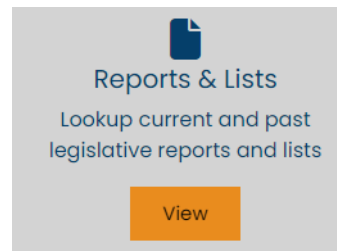
- Public Access Room (PAR)
- Overview of 'the Budget'
- The Budget Bill
- Following other money bills
- Grants in Aid (GIA)
- Legislature's website [capitol.hawaii.gov](https://www.capitol.hawaii.gov/)

Finally, a few comments on some helpful spots on the Legislature's website, <https://www.capitol.hawaii.gov/>

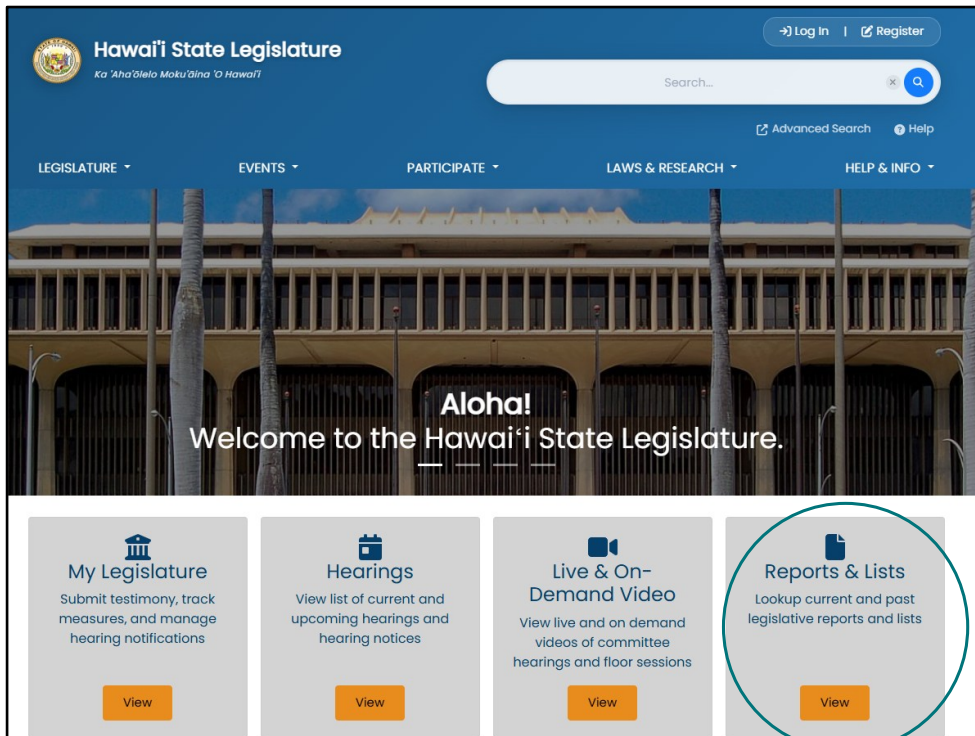
QR code goes to PAR's Budget Process webpage <https://lrb.hawaii.gov/par/overview-of-the-legislative-process/the-budget-process/> – this page includes links to Budget handout with tools to decipher the budget and PAR budget presentation slides.

To find lists of bills with
Appropriations (\$)
find the Reports and Lists
button on the homepage

capitol.hawaii.gov



It's easy to find appropriations bills online by visiting our favorite page, "Reports & Lists".



Use the “Reports & Lists” button on the home page. (You can also get to the Reports and Lists page through the “Laws & Research” tab and its pull-down menu.)

2026 ▾ Reports and Lists

2026
2025 **Note:** If you wish to change the year for reports, you must select the year dropdown before selecting any other dropdowns or reports.
2024
2023
2022
2021
2020
2019
2018
2017
2016
2015
2014
2013
Standing Committee Reports
Subject Search

Deadline Tracking

Deadline Tracking

Carryover Measures

[Senate Carryover Measures for 2026](#)

[House Carryover Measures for 2026](#)

Measure Introduction

[House Bills with Action Taken in 2026 Only](#)

[2025 and 2026 House Bills](#)

[Senate Bills with Action Taken in 2026 Only](#)

[2025 and 2026 Senate Bills](#)

[House Concurrent Resolutions](#)

[House Resolutions](#)

[Senate Concurrent Resolutions](#)

[Senate Resolutions](#)

[Judiciary, Departmental, and Miscellaneous Communications](#)

Advise and Consent

Appropriations

Committee Referrals

Conference Committee

Daily Updates

Hearing Notices

Measures by Introducer

Measures by Package

Pending Actions

Standing Committee Reports

Subject Search

Can use this feature for 2013 session to current year

Click on the “Appropriations” bar, it’s the second bar on the left.
(Note: You can change the year on this page to find information for sessions back to 2013.)

Hawai'i State Legislature
Ka 'Aha 'Ōlelo Moku'āina 'O Hawai'i

Log In | Register

Search...

Advanced Search | Help

LEGISLATURE | EVENTS | PARTICIPATE | LAWS & RESEARCH | HELP & INFO

2026 Reports and Lists

Please note: If you wish to change the year for reports, you must select the year dropdown before selecting any other dropdowns or reports.

Deadline Tracking

Advise and Consent

Appropriations

Committee Referrals

Conference Committee

Daily Updates

Hearing Notices

Measures by Introducer

Measures by Package

Pending Actions

Standing Committee Reports

Subject Search

Appropriations

Select Chamber | **House and Senate** |

The Appropriation reports are based on the current version of the measure.

[House and Senate bills with Appropriations](#)

[House and Senate bills with General Fund Appropriations](#)

[House and Senate bills with Special Fund or Revolving Fund Appropriations](#)

[House and Senate bills with General Obligation Bond Appropriations](#)

[House and Senate bills with Special Purpose Revenue Bond Appropriations](#)

You'll find links to reports of all the appropriations bills, or ones with just particular fund sources, or for one or both chambers' bills.

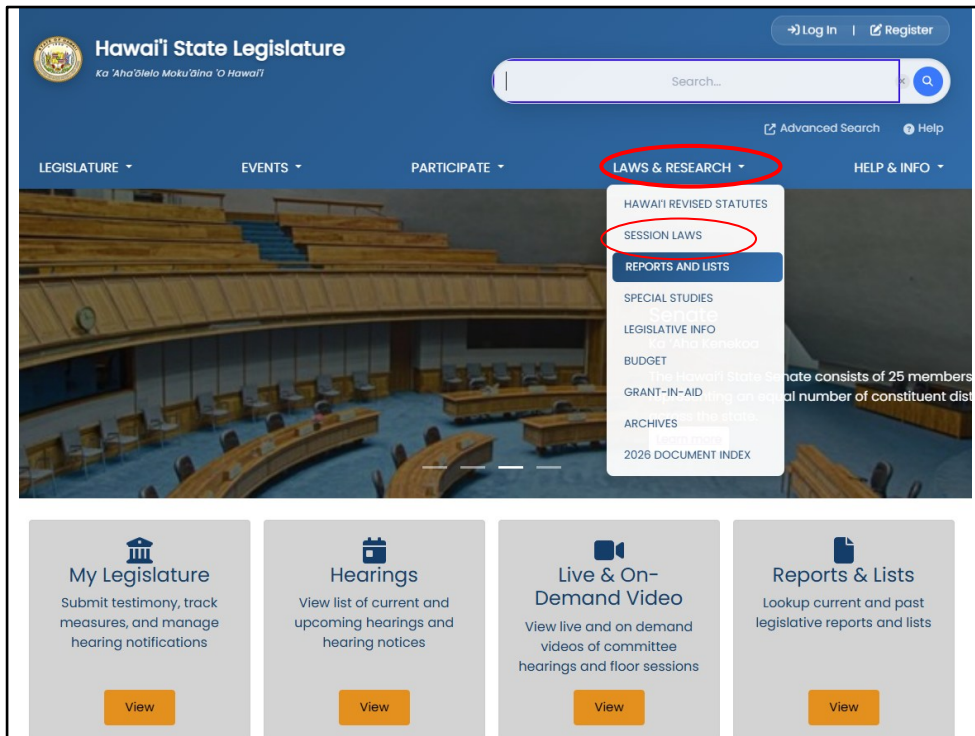
<h2 style="margin: 0;">Appropriations</h2> <p style="margin: 0; font-size: small;">House and Senate Bills with Special Fund or Revolving Fund Appropriations</p>			
Print Export to Excel Export to CSV Back to report selection screen 154 records returned.			
Measure Text.pdf	Measure Status	Current Status	Introduce
HB4 Beach Erosion Study; Appropriation; 50th House District CIP (\$) MAKING AN APPROPRIATION FOR CAPITAL IMPROVEMENT PROJECTS FOR THE BENEFIT OF THE FIFTIETH REPRESENTATIVE DISTRICT. Appropriates moneys to subsidize a beach erosion study for the island of Oahu that specifically includes the shoreline areas within the 50th representative district.		(H) 2/4/2015- The committee(s) on TOU recommend(s) that the measure be deferred.	THIELEN
HB49 Hawaii Charter School Facility Development Special Fund; Tax Credit; Appropriation (\$) RELATING TO EDUCATION. Establishes a special fund for the development of charter school facilities. Establishes an income tax credit for taxpayers who make contributions to the development of charter school facilities. Appropriates funds for the Hawaii charter school facility development special fund.		(H) 2/9/2015- The committee(s) on EDN recommend(s) that the measure be deferred.	ITO
HB80 Non-General Funds; Attorney General; Antitrust Trust Fund; Hawaii Criminal Justice Commission Trust Account (\$) RELATING TO NON-GENERAL FUNDS. Reclassifies the antitrust trust fund as a special fund and repeals the Hawaii criminal ju		(H) 1/26/2015- Referred to FIN referral sheet 1	LUKE, NISHIMOT
HB132 Mortgage Foreclosures; Judicial Foreclosure; Mandatory Dispute Resol RELATING TO MEDIATION AFFECTING JUDICIAL FORECLOSURE. Expands the application of mandatory mortgage foreclosure dispute resolution by req to participate in mediation to avoid foreclosure or mitigate damages from foreclosure property that has been the mortgagor's primary residence for a specified period. Appl foreclosure actions filed prior to the effective date of this measure and pending an initial court hearing. Appropriates funds. Effective December 1, 2015; appropriations effective July 1, 2015.			
HB181 HD1 Ethics Commission Package; Lobbyists; Expenditures (\$) RELATING TO LOBBYING EXPENDITURES. Broadens the term "expenditures" by removing the exemption for expenses relating to the preparation of testimony before a legislative or administrative hearing. Requires a lobbyist's statement of expenditures to include total expenditures, rather than expenditures over \$750. (HB181 HD1)		(H) 2/13/2015- Passed Second Reading as amended in HD 1 and referred to the committee(s) on JUD with none voting aye with reservations; none voting no (0) and Takumi excused (1).	SOUKI (Introduc party)
HB276 County Infrastructure Development Revolving Loan Fund; Establishment (\$)		(H) 1/26/2015- Referred to	HASHEM, CREAG KOBAYASHI, LOV

- Helpful Features
- easy to search using your web browser
 - can sort list by headers
 - can save as PDF or download to Excel

Remember, you can always search the report by using your browser's 'search' feature (often <Ctrl><F>).

Double click on the Current Status column to sort so that bills that are still moving are at the top and bills that are dead (for example, bills with the last action taken in January and if it's now March)

If you print, we suggest printing in landscape mode



To find the budget acts and allocations made in prior years, you can go to the “Session Laws” page found under the “Laws & Research” tab.

The screenshot shows the top navigation bar of the Hawaii State Legislature website. The header includes the state seal, the text "Hawai'i State Legislature" with the motto "Ka 'Aha'olelo Moku'āina 'O Hawai'i", and links for "Log In" and "Register". A search bar is present with a "Search..." placeholder and a magnifying glass icon. Below the search bar are links for "Advanced Search" and "Help". The main navigation menu includes "LEGISLATURE", "EVENTS", "PARTICIPATE", "LAWS & RESEARCH", and "HELP & INFO". The main content area is titled "SESSION LAWS OF HAWAI'I" and contains a list of years from 1959 to 2025. The link "Executive Budgets" is circled in red.

Hawai'i State Legislature
Ka 'Aha'olelo Moku'āina 'O Hawai'i

→ Log In | Register

Search...

Advanced Search Help

LEGISLATURE ▾ EVENTS ▾ PARTICIPATE ▾ LAWS & RESEARCH ▾ HELP & INFO ▾

SESSION LAWS OF HAWAI'I

[Executive Budgets](#) | [Judiciary Budgets](#) | [OHA Budgets](#) | [Improvements Acts](#)

[1959](#) [1960](#) [1961](#) [1962](#) [1963](#) [1964](#) [1965](#) [1966](#) [1967](#) [1968](#) [1969](#) [1970](#) [1971](#) [1972](#) [1973](#) [1974](#) [1975](#) [1976](#) [1977](#) [1978](#) [1979](#) [1980](#) [1981](#) [1982](#) [1983](#) [1984](#)
[1985](#) [1986](#) [1987](#) [1988](#) [1989](#) [1990](#) [1991](#) [1992](#) [1993](#) [1994](#) [1995](#) [1996](#) [1997](#) [1998](#) [1999](#) [2000](#) [2001](#) [2002](#) [2003](#) [2004](#) [2005](#) [2006](#) [2007](#) [2008](#) [2009](#)
[2010](#) [2011](#) [2012](#) [2013](#) [2014](#) [2015](#) [2016](#) [2017](#) [2018](#) [2019](#) [2020](#) [2021](#) [2022](#) [2023](#) [2024](#) [2025](#)

Then, you can either select “Executive Budgets” to see a list of the budgets passed each year...

Hawai'i State Legislature
Ka 'Aha'olelo Moku'āina 'O Hawai'i

Log In | Register

Search...

Advanced Search | Help

LEGISLATURE | EVENTS | PARTICIPATE | LAWS & RESEARCH | HELP & INFO

SESSION LAWS OF HAWAII

[Executive Budgets](#) | [Judiciary Budgets](#) | [OHA Budgets](#) | [Improvements Acts](#)

[1959](#) [1960](#) [1961](#) [1962](#) [1963](#) [1964](#) [1965](#) [1966](#) [1967](#) [1968](#) [1969](#) [1970](#) [1971](#) [1972](#) [1973](#) [1974](#) [1975](#) [1976](#) [1977](#) [1978](#) [1979](#) [1980](#) [1981](#) [1982](#) [1983](#) [1984](#)
[1985](#) [1986](#) [1987](#) [1988](#) [1989](#) [1990](#) [1991](#) [1992](#) [1993](#) [1994](#) [1995](#) [1996](#) [1997](#) [1998](#) [1999](#) [2000](#) [2001](#) [2002](#) [2003](#) [2004](#) [2005](#) [2006](#) [2007](#) [2008](#) [2009](#)
[2010](#) [2011](#) [2012](#) [2013](#) [2014](#) [2015](#) [2016](#) [2017](#) [2018](#) [2019](#) [2020](#) [2021](#) [2022](#) [2023](#) [2024](#) [2025](#)

Executive Budgets

2025 Act 250 (HB300) Exec	1992 Act 300 (HB2454) Exec
2024 Act 230 (HB1800) Exec	1991 Act 296 (HB139) Exec
2023 Act 164 (HB300) Exec	1990 Act 299 (HB2500) Exec
2022 Act 248 (HB1600 CDI) Exec	1989 Act 316 (HB205) Exec
2021 Act 88 (HB200) Exec	1988 Act 390 (HB2081) Exec
2020 Act 7 (HB2200) Exec	1987 Act 216 (HB2) Exec
2019 Act 5 (HB2) Exec	1986 Act 345 (HB1741-86) Exec
2018 Act 53 (HB1900) Exec	1985 Act 300 (HB1) Exec
2017 Act 49 (HB100) Exec	1984 Act 285 (HB1640-84) Exec
2016 Act 124 (HB1700) Exec	1983 Act 301 (HB1) Exec
2015 Act 116 (HB500) Exec	1982 Act 264 (HB1070-82) Exec

And then you can select the year you're interested in.

Then find the budget bills listed below all the act numbers. (The OHA budget was enacted in 2017 and no supplemental OHA budget was enacted in 2018.)

Hawai'i State Legislature
Ka 'Aha'ōlelo Moku'āina 'O Hawai'i

Log In | Register

Search...

Advanced Search | Help

LEGISLATURE | EVENTS | PARTICIPATE | LAWS & RESEARCH | HELP & INFO

SESSION LAWS OF HAWAI'I

[Executive Budgets](#) | [Judiciary Budgets](#) | [OHA Budgets](#) | [Improvements Acts](#)

[1959](#) [1960](#) [1961](#) [1962](#) [1963](#) [1964](#) [1965](#) [1966](#) [1967](#) [1968](#) [1969](#) [1970](#) [1971](#) [1972](#) [1973](#) [1974](#) [1975](#) [1976](#) [1977](#) [1978](#) [1979](#) [1980](#) [1981](#) [1982](#) [1983](#) [1984](#)
[1985](#) [1986](#) [1987](#) [1988](#) [1989](#) [1990](#) [1991](#) [1992](#) [1993](#) [1994](#) [1995](#) [1996](#) [1997](#) [1998](#) [1999](#) [2000](#) [2001](#) [2002](#) [2003](#) [2004](#) [2005](#) [2006](#) [2007](#) [2008](#) [2009](#)
[2010](#) [2011](#) [2012](#) [2013](#) [2014](#) [2015](#) [2016](#) [2017](#) [2018](#) [2019](#) [2020](#) [2021](#) [2022](#) [2023](#) [2024](#) [2025](#)

Index of laws passed that year

[SLH 2025](#)
[2025 Index and Effect of Acts](#)
[PDF of All 2025 Acts](#)

Regular Session Acts

[1](#) [2](#) [3](#) [4](#) [5](#) [6](#) [7](#) [8](#) [9](#) [10](#) [11](#) [12](#) [13](#) [14](#) [15](#) [16](#) [17](#) [18](#) [19](#) [20](#) [21](#) [22](#) [23](#) [24](#) [25](#) [26](#) [27](#) [28](#) [29](#) [30](#) [31](#) [32](#) [33](#) [34](#) [35](#) [36](#) [37](#) [38](#) [39](#) [40](#) [41](#) [42](#) [43](#) [44](#) [45](#) [46](#)
[47](#) [48](#) [49](#) [50](#) [51](#) [52](#) [53](#) [54](#) [55](#) [56](#) [57](#) [58](#) [59](#) [60](#) [61](#) [62](#) [63](#) [64](#) [65](#) [66](#) [67](#) [68](#) [69](#) [70](#) [71](#) [72](#) [73](#) [74](#) [75](#) [76](#) [77](#) [78](#) [79](#) [80](#) [81](#) [82](#) [83](#) [84](#) [85](#) [86](#) [87](#)
[88](#) [89](#) [90](#) [91](#) [92](#) [93](#) [94](#) [95](#) [96](#) [97](#) [98](#) [99](#) [100](#) [101](#) [102](#) [103](#) [104](#) [105](#) [106](#) [107](#) [108](#) [109](#) [110](#) [111](#) [112](#) [113](#) [114](#) [115](#) [116](#) [117](#) [118](#) [119](#) [120](#) [121](#) [122](#) [123](#) [124](#) [125](#)
[126](#) [127](#) [128](#) [129](#) [130](#) [131](#) [132](#) [133](#) [134](#) [135](#) [136](#) [137](#) [138](#) [139](#) [140](#) [141](#) [142](#) [143](#) [144](#) [145](#) [146](#) [147](#) [148](#) [149](#) [150](#) [151](#) [152](#) [153](#) [154](#) [155](#) [156](#) [157](#) [158](#) [159](#)
[160](#) [161](#) [162](#) [163](#) [164](#) [165](#) [166](#) [167](#) [168](#) [169](#) [170](#) [171](#) [172](#) [173](#) [174](#) [175](#) [176](#) [177](#) [178](#) [179](#) [180](#) [181](#) [182](#) [183](#) [184](#) [185](#) [186](#) [187](#) [188](#) [189](#) [190](#) [191](#) [192](#) [193](#) [194](#)

OR, go back and select a year

Then find the budget bills listed below all the act numbers. (The OHA budget was enacted in 2017 and no supplemental OHA budget was enacted in 2018.)

You can also use the 'Index & Effects of Acts' link at the top of the 2025 listing – use the index and look up 'appropriations.'

<p>Index in Session Laws of Hawaii (SLH) can help you find appropriations made in prior years</p>	<p>ACT</p>
<p>SESSION LAWS OF HAWAII</p> <p>TWENTY-EIGHTH STATE LEGISLATURE</p> <hr style="width: 20%; margin: auto;"/> <p>REGULAR SESSION OF 2015</p>	<p>ALCOHOLIC BEVERAGES <i>see INTOXICATING LIQUORS</i></p> <p>ALOHA TOWER DEVELOPMENT CORPORATION Board of directors; members 130</p> <p>ANIMALS Livestock and poultry; biosecurity project loans 155 Ope'ape'a (Hawaiian hoary bat); state land mammal 13</p> <p>APPROPRIATIONS</p> <p>Accounting and general services property leases; inventory 177 state foundation on culture and the arts 180</p> <p>Agriculture Hawaii farm to school program; farm to school coordinator 218 Hawaii good agricultural practices program 153 Peekauai ditch irrigation system ("Menehune ditch") 154 pesticide subsidy program manager 152 Attorney general; emergency appropriation 50 Auditor; state-county functions working group 134 Audit services; delegation of responsibility and transfer of funds 119; §111</p> <p>Bonds, <i>see BONDS</i></p> <p>Budget capital improvement projects; operational and deferred maintenance costs ... 150 federal funds; expenditure 148 general appropriations act of 2015 (state budget) 119 judiciary appropriations act of 2015 138 office of Hawaiian affairs appropriations act of 2015 170 supplemental appropriations act of 2014 (state budget); amendments 3</p> <p>Budget and finance debt affordability study; state debt management policy 149 efficiency measures pilot project 67 municipal lease payments under financing agreements 119 §125 population and workload trend adjustments 119 §110 protocol account for promoting and improving state bond ratings and sales 119 §119</p>

Online, or if you're looking at the hard copies, open the "Index" and look under "Appropriations" to find what you're looking for (you can also use control+f to find the page with "appropriations" listed). You can always contact the Public Access Room and we'll be happy to help you find what you need.

PAR can Help!

- **PAR website** offers handy lists, videos and learning materials (lrb.hawaii.gov/par/)
- Get on our **email list** for notices and newsletters
- Follow us on social media – Instagram and Facebook
- Call or email us – often, we can save you time and energy by pointing you in the right direction

That was a lot of information. We can't stress this enough. Don't hesitate to call or email PAR for assistance!


Remember, we've got a website with a lot of information (lrb.hawaii.gov/par) and you can email us (par@capitol.hawaii.gov) to subscribe to our email list.

Public Access Room (PAR)

(808) 587-0478

room 401

par@capitol.hawaii.gov



Hawaii Public Access Room



[PublicAccessRoom](https://www.facebook.com/PublicAccessRoom)



[PublicAccessRoom](https://www.instagram.com/PublicAccessRoom)



<https://lrb.hawaii.gov/par>

We're here for you!

Public Access Room (PAR)

(808) 587-0478

room 401

Email par@capitol.hawaii.gov

Website <https://lrb.hawaii.gov/par>

Facebook [@PublicAccessRoom](https://www.facebook.com/PublicAccessRoom)

Instagram <https://www.instagram.com/publicaccessroom/>

YouTube

<https://www.youtube.com/channel/UCgLMUbGwLiZlzhQPe82oSRg>

Additional Content

Sharing an example of an individual bill with an appropriation that died, looking to see if it was incorporated into the final executive budget bill.

This following content was not part of the zoom workshop but is included as more information

HB507 = \$1 million to help with macadamia felted
 coccid... HD1 = "unspecified" funds; defective date
 SD1 = corrected date... made it to WAM and 'died'
 there

Hawai'i State Legislature
 Ka 'Aha'ōlelo Moku'āina 'O Hawai'i

Log In Register

Select Search Type

LEGISLATURE EVENTS PARTICIPATE LAWS & RESEARCH HELP & INFO

2015 Archives
 You are viewing archived information from 2015

HB507 HD1 SD1

Measure Title: RELATING TO AGRICULTURE.

Report Title: Macadamia Nut Trees; Macadamia Felted Coccid; Agriculture; Appropriation (\$)

Description: Appropriates funds to the Department of Agriculture, in cooperation with UH CTAHR, to research and develop methods for the prevention and treatment of macadamia felted coccid. (SD1)

Companion:

Package: None

Current Referral: ENE/AGL, WAM

Introducer(s): TSUJI, AQUINO, CHOY, EVANS, ICHIYAMA, ITO, KOBAYASHI, NAKASHIMA, ONISHI, SAY, YAMANE, YAMASHITA

All Versions of this Measure

HB507_SD1
 HB507_HD1
 HB507

Committee Reports

HB507_HD1_HSCR347_
 HB507_HD1_HSCR761_
 HB507_SD1_SSCR1012_

Testimony

Here's an example from 2015 of a bill with a specific appropriation but the bill died.

HB507 was an appropriation bill separate from the larger 'budget bill.' It was initially drafted asking for \$1 million to help with the macadamia felted coccid. It was referred to AGR, FIN. AGR passed the bill with changes – they took out the specific \$ amount and added a "defective" effective date. FIN passed the bill without changes.

It went through its Third Reading in the House, and then crossed to the Senate. There it was referred to ENE/AGL, WAM. The joint ENE/AGL amended the bill, correcting the date. It moved on to WAM, but never came out. The bill 'died' in WAM.

But... money was put in the budget bill to help with the macadamia felted coccid. The appropriation lived on!



How to find out
if it was incorporated
into the budget bill?

It's not always clear what's happened. How do you find out if the appropriation is dead along with the bill, or if the appropriation was incorporated into the larger budget bill?

- **Committee report** may highlight some changes
- **Budget worksheet** published after the revised bill draft is issued: shows changes made, and includes more detail than the bill

2024 Budget Worksheets
<ul style="list-style-type: none"> • FY24-FY25 CIP • EXEC HB1800 HD1 SD1 CD1 WORKSHEETS • JUD HB1911 HD2 SD2 CD1 WORKSHEETS
<ul style="list-style-type: none"> • HB1911 HD-SD DISAGREE-MARKED-UP_FINAL • HB1800 HD-SD DISAGREE-MARKED-UP_FINAL • HB1911 AGREE • HB1911 DISAGREE • HB1800 HD-SD AGREE • HB1800 HD-SD DISAGREE
<ul style="list-style-type: none"> • HB1800 HD1 SD1 Worksheets • HB1911 HD2 SD2 Worksheets
<ul style="list-style-type: none"> • HB1800 HD1 Worksheets • HB1911 HD2 Worksheets • EXEC HB1800/SB2234 Worksheets • JUD HB1911/SB2374 Worksheets

The budget worksheets are your best bet. The committee report that the money committee issues along with the revised draft *may* mention the program area you're interested in, but usually it's the worksheets that offer you a recap of the changes made in the latest draft. Look at the bill status page for the individual bill that died, to see committee reports for that bill. (Committee reports will only exist for bills that were heard by, and passed by a committee)

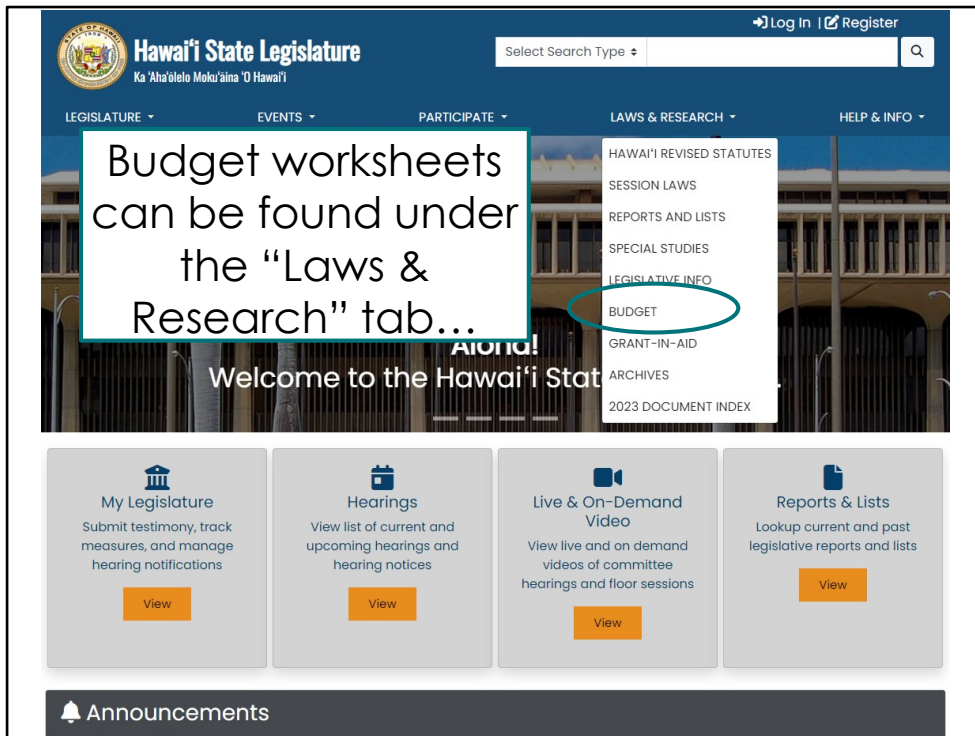
Screenshot of the 2024 Budget Worksheets page

The way worksheets are posted may vary year by year, so the information may not be provided in the same format, or number of versions (Disagree/Agree/etc). Sometimes, it's easier to tell, for example, which worksheet is the Executive Budget vs Judiciary vs OHA, or CIP (Capital Improvement Projects) may be pulled into a separate document.

Knowing the Program ID (like AGR122, for example) could give you one way to do a control+f search in a large (many, many paged) worksheet document. Or using the search to search by keyword like "macadamia" or "coccid"

- Sometimes the level of detail published is just not sufficient!
- Contact **FIN** or **WAM** staff for additional program detail – feel free to call PAR for initial guidance

That said, sometimes even the level of detail offered in the worksheets is not sufficient. In those instances, it is certainly appropriate to contact the staff of FIN or WAM. The money committees keep track of everything! But they're also incredibly busy – be courteous. Contact PAR if you need help identifying the program ID or to make sure we can't help you find what you need.



Again, here's where you can find the budget worksheets: select the "Budget" page from the "Laws & Research" drop-down menu.

*Back to our example... looking at the
2015 budget worksheet*

WAM: in HB500 HD1 SD1 added
\$250,000 FY2016 and
\$250,000 FY2017 from general funds (MOF = A)

Thursday, April 09, 2015 Detail Type: S	5:20:41 PM	LEGISLATIVE BUDGET SYSTEM BUDGET WORKSHEET	Page 6 of 810
Program ID: AGR122	PLANT PEST AND DISEASE CONTROL		
Structure #: 010302010000			
Subject Committee: AGL	AGRICULTURE		
SEQ #	EXPLANATION	FY 2016	FY 2017
2000-001	SENATE ADJUSTMENT: ADD FUNDS FOR THE PREVENTION AND TREATMENT OF MACADAMIA FELTED COCCID.	250,000 A	250,000 A
.....			
DETAIL OF SENATE ADJUSTMENT: OTHER CURRENT EXPENSES (250,000)			
\$250,000 NON-RECURRING.			
SEE LNR402 SEQ. NO. 2000-001.			

Back to our example, here's a snippet from the SD1 version of the budget worksheet. It shows that the Senate WAM added \$250k for FY 2016 and \$250k for FY 2017, and the money will come from general funds (as noted by the "A" to the right of the figures) for the macadamia felted coccid. (Note the Program ID = AGR122, Plant Pest and Disease Control.)

We found this by going into the budget worksheet and searching for "macadamia"... we could have looked for "coccid" or another unique term.

NOTE: We know that "A" refers to General Funds because it is noted at the beginning of the General Appropriations bill, and it is also noted on PAR's handy budget decipher sheet.

HB500 HD1 SD1 CD1 ended up with \$250,000 FY2016 only from special funds (MOF = B)

LEGISLATIVE BUDGET SYSTEM
BUDGET COMPARISON WORKSHEET

Page 7 of 989

Program ID: AGR122 PLANT PEST AND DISEASE CONTROL
Structure #: 010302010000
Subject Committee: AGL AGRICULTURE

HB500 HD1 SD1 CD1				EXECUTIVE BUDGET REQUEST			
SEQ #	EXPLANATION	FY 2016	FY 2017	EXPLANATION	FY 2016	FY 2017	SEQ #
2000-001	LEGISLATIVE ADJUSTMENT: ADD FUNDS FOR THE PREVENTION AND TREATMENT OF MACADAMIA FELTED COCCID. FROM AGRICULTURAL DEVELOPMENT AND FOOD SECURITY SPECIAL FUND. DETAIL OF LEGISLATIVE ADJUSTMENT: OTHER CURRENT EXPENSES (FY16: 250,000)	250,000	B				2000-001

Just to follow through on this example, in the *final* version of the budget (CD1), the funding was cut to \$250k for FY2016 only (no funds for 2017) and it is from special funds (as noted by the “B” to the right of the dollar amount). This version of the budget worksheet reflects changes from the originally introduced bill, which did not include a request for the macadamia felted coccid.

The detail could be found
only on the **budget
worksheet**
(or in the case of CD1, the
committee report)

The budget worksheets are a great source of information! Unfortunately, it can take a while for them to be posted after the bill draft has been published.

If you can't tell for sure, you could always contact the FIN or WAM committees to ask.

Looking at the budget bill... the level of detail is just not there

7.	AGR122	- PLANT PEST AND DISEASE CONTROL		84.00*	84.00*
	OPERATING		AGR	5,913,058A	6,043,570A
				42.00*	42.00*
			AGR	8,297,965B	8,376,340B
			AGR	2,500N	2,500N
			AGR	512,962T	512,962T
			AGR	152,139U	190,656U
			AGR	50,360W	50,360W
			AGR	673,089P	673,089P

HB500 HD1 SD1 CD1:

7.	AGR122	- PLANT PEST AND DISEASE CONTROL		84.00*	84.00*
	OPERATING		AGR	5,659,086A	5,789,598A
				42.00*	42.00*
			AGR	8,547,965B	8,376,340B
			AGR	2,500N	2,500N
			AGR	512,962T	512,962T
			AGR	152,139U	190,656U
			AGR	50,360W	50,360W
			AGR	673,089P	673,089P

If we were looking at the drafts of the executive budget bills themselves, likely wouldn't be able to see the specific allocation for individual issues or items.

Here are snippets from the text of the SD1 and CD1 drafts of the bill. It shows the program area, AGR122. The totals allocated for general funds (A) and special funds (B) reflect the changes between the versions.

The level of detail here is much less than we saw in the budget worksheets. You may need to look at multiple documents to work it all out. Call us in PAR and we can try and help!